

# Vulnerable Populations and Social Programs Studies Report

Southwestern Ontario Community Study

September 12, 2022


PREPARED FOR:


Nuclear Waste Management Organization and Municipality of South Bruce  
NWMO Purchase Order Number 2001020




DPRA Canada Inc.  
60 Adelaide Street East, Suite 501, Toronto, ON M5C 3E4  
416-203-7222 / 1-800-661-8437  
[www.dpra.ca](http://www.dpra.ca)

## Authors

Prepared by:   
\_\_\_\_\_  
Samuel Hanig  
Senior Associate, DPRA Canada

  
\_\_\_\_\_  
Sergey Mazuritsky  
Associate, DPRA Canada

Reviewed by:   
\_\_\_\_\_  
Tracy Farmer  
Principal, DPRA Canada

Approved by:   
\_\_\_\_\_  
Vicki McCulloch  
Principal, DPRA Canada

## Revision History

Rev.	Issue Date	Description	Prepared By	Reviewed By	Approved By
0	January 31, 2022	Original Draft V1 Report	Samuel Hanig Sergey Mazuritsky	Tracy Farmer	Vicki McCulloch
1	August 12, 2022	Revised Draft V2 Report	Samuel Hanig	Tracy Farmer	Vicki McCulloch
2	August 31, 2022	Final V3 Report	Samuel Hanig	Tracy Farmer	Vicki McCulloch
3	September 12, 2022	Revised Final V4 Report	Tracy Farmer	N/A	Vicki McCulloch

# Table of Contents

<b>1</b>	<b>Introduction .....</b>	<b>1</b>
1.1	Background and Context.....	1
1.2	Land Acknowledgement.....	3
1.3	Purpose and Scope.....	3
1.3.1	Peer Review Approach.....	4
1.3.2	Spatial Boundaries .....	5
1.3.3	Temporal Boundaries .....	5
<b>2</b>	<b>Methodology.....</b>	<b>7</b>
2.1	General Approach .....	7
2.2	Data Collection / Information Sources .....	7
2.2.1	Knowledge Holder Interviews .....	8
2.2.2	Other Key Information and Data Sources .....	9
2.2.3	Programs and Services Inventory.....	9
2.3	Assessment.....	12
2.4	Limitations .....	12
<b>3</b>	<b>Existing Conditions .....</b>	<b>14</b>
3.1	Impacts of COVID-19 on Rural Population Growth .....	14
3.2	Vulnerable Populations .....	15
3.2.1	People of Low Socio-Economic Status .....	17
3.2.1.1	Key Statistics .....	17
3.2.1.2	Challenges Facing Low Income Population .....	23
3.2.2	Individuals Experiencing Mental Health and/or Addictions Issues.....	24
3.2.2.1	Key Statistics .....	24
3.2.2.2	Challenges Facing Individuals Experiencing Mental Health and/or Addictions Issues.....	27
3.2.3	Victims of Domestic Violence .....	28
3.2.3.1	Key Statistics .....	28
3.2.3.2	Challenges Facing Victims of Domestic Violence .....	29
3.3	Social Programs and Services .....	30
3.3.1	Programs and Services Inventory.....	31
3.3.2	Existing Strategies/Partnerships & Service Areas .....	31
3.3.2.1	Low Socio-Economic Status.....	31
3.3.2.1.1	Seniors.....	34
3.3.2.1.2	Children, Youth and Families .....	35
3.3.2.2	Mental Health and Addictions.....	37
3.3.2.3	Domestic Violence.....	39
3.3.3	Key Challenges Facing Programs and Services.....	41

3.3.4	Current and Future/Planned Initiatives .....	44
<b>4</b>	<b>Relevant Project Characteristics.....</b>	<b>46</b>
4.1	Project Workforce.....	46
4.2	Population Projections.....	47
4.3	Housing Considerations .....	48
<b>5</b>	<b>Preliminary Analysis/Effects Assessment .....</b>	<b>50</b>
5.1	Potential Positive Project Effects.....	50
5.2	Potential Negative Project Effects .....	51
<b>6</b>	<b>Options Assessment .....</b>	<b>54</b>
6.1	Overview of Options.....	54
6.2	Specific Options .....	55
<b>7</b>	<b>Summary.....</b>	<b>61</b>
<b>8</b>	<b>References.....</b>	<b>63</b>

## List of Figures

Figure 1: Vulnerable Populations Study and Social Programs Study Spatial Boundaries .....	6
-------------------------------------------------------------------------------------------	---

## List of Tables

Table 1: Inventory Categories for Bruce & Grey Community Information 211 Programs and Organizations .....	10
Table 2: Inventory Categories for Huron-Perth Community Information 211 Programs and Organizations .....	11
Table 3: Vulnerable Groups within the Context of the APM .....	16
Table 4: Median and Low-Income Statistics .....	18
Table 5: Housing and Homelessness Statistics .....	19
Table 6: Seniors Statistics .....	20
Table 7: Households with Children and Youth Statistics .....	22
Table 8: Highest Educational Attainment Statistics .....	23
Table 9: Drug and Alcohol Use Statistics .....	25
Table 10: Mental Health Statistics .....	26
Table 11: Victims of Domestic Violence Statistics .....	29
Table 12: Municipal-Level Strategies, Partnerships, and Initiatives for the Low Socio-economic Status Population .....	31
Table 13: Municipal Level Strategies, Partnerships, and Initiatives Targeted Towards Seniors.....	34
Table 14: Municipal Level Strategies, Partnerships, and Initiatives Related to Children, Youth and Families .....	36
Table 15: Municipal Level Strategies, Partnerships, and Initiatives Related to Mental Health and Addictions.....	37
Table 16: Municipal Level Strategies, Partnerships, and Initiatives Targeted to Victims of Domestic Violence .....	40
Table 17: Workforce by Project Phase .....	46
Table 18: Base and Impact Case Population Projections, 2021-2046 .....	47
Table 19: Base Case and Impact Case Housing Projections, 2021-2046 .....	48
Table 20: Option 1 - Creating an NWMO CSR Program Stream with a Focus on Vulnerable Populations and Social Programs and Services,.....	56
Table 21: Option 2 - Creating a Participatory Social Monitoring Program.....	57
Table 22: Option 3 - Temporary Accommodations that Could be Converted into Supportive Housing .....	59
Table 23: Option 4 - Creating a Child Care Centre in Centre of Expertise.....	60

## List of Appendices

Appendix A.	List of Socio-Economic Community Studies
Appendix B.	Inventory of Knowledge Holders Interviewed

## List of Acronyms

APM .....	Adaptive Phased Management
BGDISC .....	Bruce Grey Data Information Sharing Collaborative
CMSM .....	Consolidated Municipal Service Managers
CNSC .....	Canadian Nuclear Safety Commission
CSR.....	Corporate Social Responsibility
CSWB Plan ..	Community Safety and Well-being Plan
DPRA .....	DPRA Canada Inc.
IA.....	Impact Assessment
LGBTQ2+ .....	Lesbian, Gay, Bisexual, Trans and Two Spirited
MCR Project..	Major Component Replacement Project (Bruce Power)
MOU .....	Memorandum of Understanding
MSB .....	Municipality of South Bruce
NGO .....	Non-Government Organizations
NWMO .....	Nuclear Waste Management Organization
OMAFRA.....	Ontario Ministry of Agriculture, Food and Rural Affairs
PWLE.....	Persons With Lived Experience
ROI.....	Rural Ontario Institute
STEM.....	Science, Technology, Engineering and Mathematics
VAW.....	Violence Against Women

# 1 Introduction

## 1.1 Background and Context

Since 2012, the Municipality of South Bruce (MSB) has been involved in a process of learning about the Nuclear Waste Management Organization's (NWMO) Adaptive Phased Management (APM) Project ('the Project') for the long-term management of Canada's used nuclear fuel. The two remaining siting areas in the process are the South Bruce Area and Ignace Area. The NWMO plans to complete all preliminary assessment work and to select one community/area to host the Project by 2023. Preliminary studies suggest that the Project can be implemented safely in the South Bruce Area for a repository that will contain, and isolate, used nuclear fuel from people and the environment for the long timeframes required.

Further detailed studies are required to fully assess the potential impacts of the Project in the community and regionally. Building on previous work, engagement completed to-date, and the MSB's 36 Guiding Principles, the NWMO and the MSB are working together to prepare a suite of community studies which will be shared broadly with the community. The list of socio-economic community studies is included in **Appendix A**. These studies were undertaken by the NWMO or MSB, with some being joint efforts. The MSB has retained consultants (the GHD team) to develop a number of studies and to peer review others developed by the NWMO and their consultants (the DPRA Canada Inc. (DPRA) team). The information acquired through these studies is expected to help MSB leadership and residents make informed decisions about whether the APM Project is a good fit for their community, and if they are willing to consider hosting it and under what circumstances and terms.

The *Vulnerable Populations Study* and the *Social Programs Study* are two of the community studies being prepared. Given the significant overlap in the subject matter of the two studies, a decision was made to combine the two study reports. The rationale for this decision is as follows:

- Both studies involve identifying and assessing the potential effects of the Project on programs and services available to targeted population groups.
- The programs and services targeted at vulnerable populations can be classified as social programs and many of the programs and services that support children, adults, seniors, and families are also applicable to vulnerable populations.
- Social programs are inherently intertwined with, and exist to serve, the vulnerable members of society.
- The analysis of potential effects of the Project, as well as options to address these potential effects, share many similarities across the two studies.

This study is organized as follows:

- Purpose and Scope (**Section 1.3**)
- Methodology (**Section 2**)
- Existing Conditions (**Section 3**)
- Relevant Adaptive Phased Management Project Characteristics (**Section 4**)
- Preliminary Analysis/Effects Assessment (**Section 5**)
- Options Assessment (**Section 6**)
- Summary (**Section 7**)
- References (**Section 8**)

### Note to Reader:

This and other community studies are preliminary and strategic in nature, all intended to identify possible consequences (e.g., to social programs and programs and services used by vulnerable populations) in the South Bruce Area based on our current level of understanding of the APM Project. Using information known at this point in time, these community studies will describe a range of possible consequences that are the subject of specific and separate studies. For each possible consequence, potential options are offered to leverage opportunities and/or mitigate possible negative consequences/effects.

It is important to note that these community studies (developed collaboratively by the NWMO and the MSB) being investigated at this time are not the formal or final baseline or effects studies that will be part of the Impact Assessment (IA). Those studies will be completed at a later date if the Project is located in the area. However, these current studies will inform the effects studies that will be initiated at a later date.

These community studies are intended to support current dialogue between the MSB and the NWMO regarding a potential hosting agreement by:

- a) Exploring in more detail the questions, aspirations and topics of interest expressed by the community through the Guiding Principles approved by the MSB following the project visioning process completed in the community;
- b) Assisting the NWMO and the MSB in developing a deeper understanding of the community aspirations/values and to work with the MSB in identifying possible programs and commitments which ensure that the Project will be implemented in a manner that fosters the well-being of the community and area;
- c) Advancing learning and understanding on topics of interest to the neighboring areas; and
- d) Providing the community with information it has requested to help them make an informed decision in 2023.

The NWMO is committed to collaboratively working with the communities to ensure questions, concerns and aspirations are captured and addressed through continuous engagement and dialogue.

The NWMO will independently engage with the Saugeen Ojibway Nation to understand how they wish to evaluate the potential negative effects and benefits that the Project may bring to their communities.



## 1.2 Land Acknowledgement

It is acknowledged that the lands and communities discussed in this report are situated on the Traditional Territory of the Anishinabek Nation: The People of the Three Fires known as Ojibwe, Odawa and Pottawatomie Nations. The Chippewas of Saugeen and the Chippewas of Neyaashiinigmiing (Nawash), now known as the Saugeen Ojibway Nation, are the traditional keepers of this land and water. It is also recognized that the ancestors of the Historic Saugeen Métis and Georgian Bay Métis communities shared this land and these waters.

## 1.3 Purpose and Scope

Objectives for these two studies are described in the *Vulnerable Populations Study Work Plan* (DPRA, October 2021a) *Social Programs Study Work Plan* (DPRA, October 2021b).

The overall objective of the *Vulnerable Populations Study* is to identify the vulnerable populations in the Municipality of South Bruce and surrounding region, the effects that they may feel as a result of the project, and steps that could be taken to mitigate those effects.

The specific objectives of the *Vulnerable Populations Study* are to:

1. Identify vulnerable populations (elderly, social assistance program recipients, etc.) within the Municipality of South Bruce and region.
2. Identify the programs and other support that is currently provided to vulnerable populations including subsidies for housing.
3. Evaluate the potential effects of the Project on those programs and other supports needed by vulnerable populations.
4. Identify options to mitigate the potential effects including the potential for those options to continue the current levels of support for vulnerable populations.

The overall objective of the *Social Programs Study* is to assess the effects of the Project on the community programs offered by Bruce County, such as children's programs including assisted daycare and learning programs, plus community programs for adults, seniors and families that are made available to the residents of South Bruce at the commencement of construction and at the commencement of operations.

The specific objectives of the *Social Programs Study* are to:

1. Describe the current social programs and services available to residents of South Bruce,
2. Identify potential increases in both funding and in demand for specific social services and programs as a result of the Project,
3. Identify options to sustain social programs for the projected population with the Project.

Both the *Vulnerable Populations* study and the *Social Programs* study, involve identifying and assessing the impacts of the Project on a variety of programs and services available to targeted population groups within the study area. As such, the *Vulnerable Populations* study objectives include describing and assessing programs and services that support vulnerable populations (e.g., low income, individuals experiencing mental health and addictions), while the *Social Programs* study objectives similarly include describing and assessing programs and services for children, youth, adults, seniors, and families. The programs and services that are targeted towards vulnerable populations can be classified as a sub-set of social programs, and many of the programs and services that support children, adults, seniors, and families would also be applicable to vulnerable populations. In essence, social programs are inherently intertwined with, and often exist to serve, the vulnerable populations. It follows that the analysis of potential effects of the Project, as well as identification of options to address these potential effects, share many similarities across the two studies.

For these reasons, combining the reporting for the two studies streamlines the presentation of relevant information and reduces unnecessary redundancies in report preparation, as well as the associated review and revision processes. Combining these two studies does not compromise the fulfillment of the study objectives, but simply alleviates the need to restate data and analyses common to both studies.

The Vulnerable Populations and Social Programs Studies are relevant to the MSB Guiding Principles (2020) #10, #16, and #32<sup>1</sup>:

- #10: “The NWMO will identify the potential for any positive and negative socio-economic impacts of the Project on South Bruce and surrounding communities and what community benefits it will contribute to mitigate any potential risks.”
- #16: “The NWMO will implement the Project in a manner that promotes diversity, equality and inclusion.”
- #32: “The NWMO, in consultation with the Municipality and other local and regional partners, will prepare a strategy to ensure there are sufficient community services and amenities, including health, child-care, educational and recreational facilities, to accommodate the expected population growth associated with hosting the Project in South Bruce.”

The *Vulnerable Populations* and *Social Programs Studies* provide information directly relevant to Principles #16 and #32 and contribute more generally to Principle #10. The *Vulnerable Populations* and *Social Programs* studies provide information that the NWMO and MSB can use to inform agreements and funding arrangements (e.g., as may be needed in addressing Principles #16 and #32) in the future as part of negotiations of a draft hosting agreement and/ or subsequent studies/ discussions if the South Bruce Area is ultimately selected as the Project location. For clarity, development of these types of agreements/arrangements is not part of the objectives / work plan for this study.

The MSB and the NWMO are jointly responsible for the completion of the *Social Programs Study*; the NWMO is responsible for the completion of the *Vulnerable Populations Study*. Both studies have been undertaken by DPRA, the prime consultant to the NWMO on their socio-economic studies.

### 1.3.1 Peer Review Approach

An earlier draft of this combined *Vulnerable Populations Study and Social Programs Studies* report was reviewed by MSB consultants according to their Peer Review Protocol. The Peer Review Protocol provides for a collaborative approach to conducting the peer review, with peer review activity occurring throughout the execution of the study. The *Social Programs Study* is a Joint Study; the *Vulnerable Populations Study* is an NWMO-led study.

For the *Vulnerable Populations Study*, the NWMO determined the spatial Study Area, developed data and inputs used to establish baseline conditions and conducted the assessment of the forecasted effects resulting from the Project. For the *Social Programs Study*, MSB consultants have jointly participated in developing data inputs and baseline conditions.

---

<sup>1</sup> It is noted that an initial cross-referencing of Guiding Principles prepared by MSB indicated that #27 (“The NWMO will fund the Municipality’s preparation of a housing plan to ensure that the residents of South Bruce have access to a sufficient supply of safe, secure, affordable and well-maintained homes.”) was applicable to the *Vulnerable Populations Study*. However, it would appear that #27 is more directly relevant to the *Housing Needs and Demand Analysis Study* (Keir Corp., 2022c).

A peer review for the *Vulnerable Populations Study* was carried out on the scope and framing of the study, data inputs, baseline conditions and the effects assessment. For the *Social Programs Study*, peer review has been undertaken on the framing and scope of the study, and the effects assessment. With respect to the preliminary options to address potential effects, initial thoughts were presented to the MSB and their peer review team, and subsequently refined and further discussed. In practice, DPRA and the peer review consultants (GHD) have addressed these two studies concurrently and in parallel.

For both the *Vulnerable Populations* and the *Social Program Studies*, the peer review was led by GHD.

### 1.3.2 Spatial Boundaries

As shown in Figure 1, the spatial boundaries of the Study Area<sup>2</sup> for the *Vulnerable Populations* and *Social Programs Studies* are:

- Bruce County:
  - Municipality of South Bruce (including Teeswater, Mildmay and Formosa);
  - Township of Huron-Kinloss (including Ripley and Lucknow);
  - Municipality of Brockton (including Walkerton);
  - Municipality of Kincardine;
- Grey County:
  - Municipality of West Grey;
- Huron County:
  - Township of Howick;
  - Municipality of Morris-Turnberry;
  - Township of North Huron (including Wingham);
  - Township of Ashfield-Colborne-Wawanosh; and
- Wellington County:
  - Town of Minto.

### 1.3.3 Temporal Boundaries

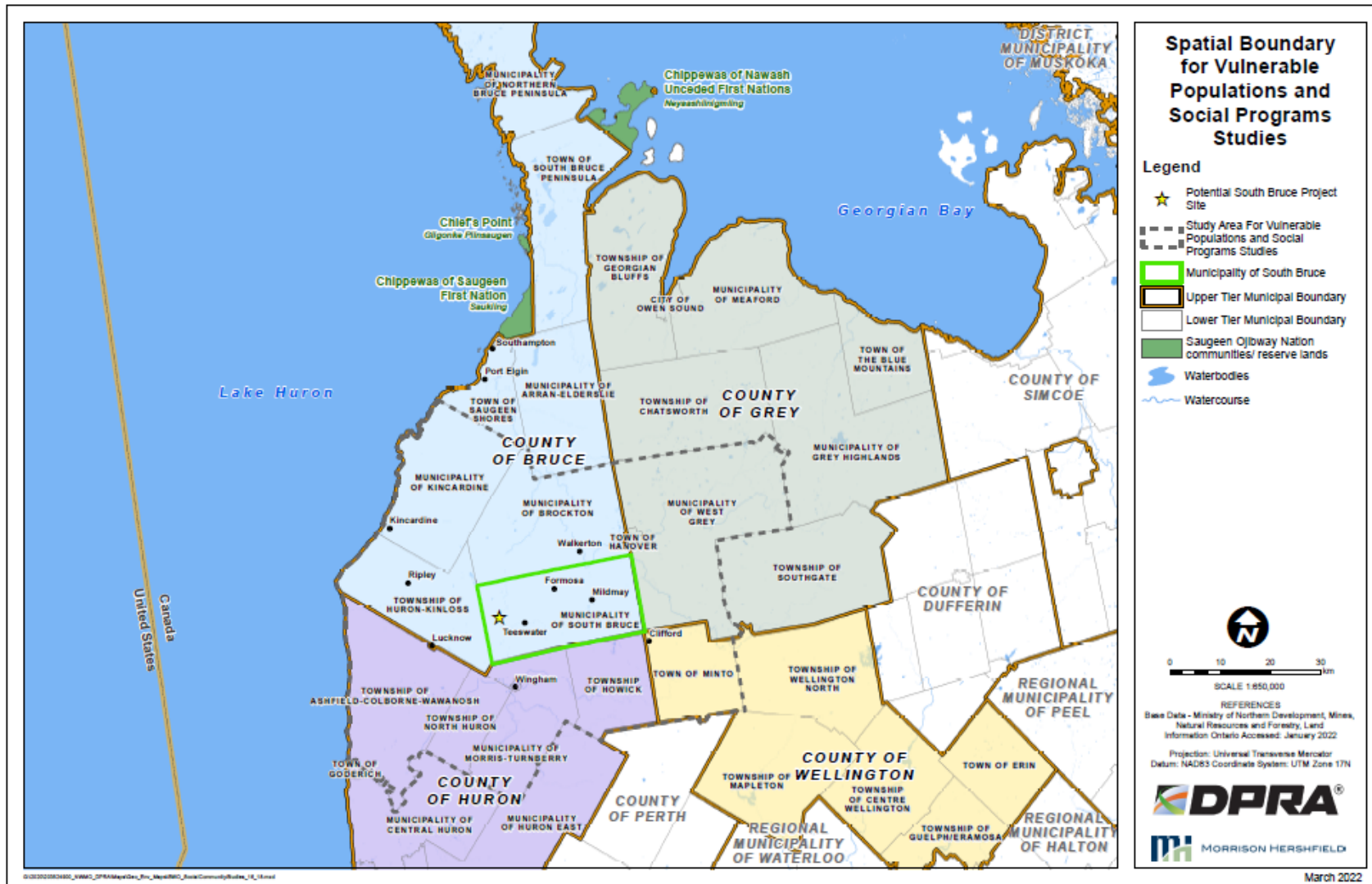
The temporal boundaries for the *Vulnerable Populations* and *Social Programs Studies* are as follows:

- Current Period (2016/2022)
- Near-term (2023 to 2032)
  - Aligns end of site preparation phase in 2032 and design and construction start 2033
- Mid-term (2033 to 2042)
  - Aligns with construction phase ending in 2042 and operations start 2043
- Long-term (2043 and beyond)
  - Aligns with operations phase (approximately 40 years; does not include monitoring and decommissioning)

---

<sup>2</sup> The Study Area is largely dependent on the LSA/CSA from the *Workforce Development and Housing Demand and Needs Analysis* studies. Further, social services / are not typically provided at local municipal level, but rather the county/regional level. Even if located in a lower-tier municipality, an organization or program will also typically serve neighbouring municipalities.

Figure 1: Vulnerable Populations Study and Social Programs Study Spatial Boundaries



## 2 Methodology

### 2.1 General Approach

The NWMO and the MSB drafted Statements of Work for each community study in response to the MSB's 36 Guiding Principles. As previously mentioned, the community studies are being undertaken by the NWMO or the MSB, with some being joint efforts.

The socio-economic community studies were categorized into three themes: Economics, Social Cultural, and Infrastructure and Aggregate. For the complete list of the socio-economic community studies, see **Appendix A**. The following general methodology pertains to the 13 community studies solely or jointly led by the NWMO.

Based on the Statements of Work, work plans for each community study were developed. The work plans:

- Outlined the peer review approach with the MSB
- Identified linkages to other studies
- Identified the spatial and temporal boundaries
- Identified key assumptions that will dictate the completion of the study
- Described the tasks associated with the study and schedule for each task
- Identified key information sources and data collection methods

Draft work plans were reviewed by the MSB and its peer review team. Formal peer review team comments on the draft community study work plans were received in September 2021. The peer review of the draft *Vulnerable Populations Study* and the *Social Programs Study* work plans was undertaken by GHD.

DPRA provided Comment Disposition Tables and revised work plans to respond to the peer review comments in October 2021. In a memo dated November 3, 2021, the GHD team provided acknowledgement of comments that were addressed in the revised community study work plans or flagged to be addressed in future work such as the community study reports.

Several consultant consortium meetings and "check-in" meetings with the MSB and its peer review team were held during the development of each study.

In addition, meetings with neighbouring municipalities (i.e., the Township of Huron-Kinloss, Municipality of Brockton and Township of North Huron) are being held to discuss the progress and scope of the community studies. DPRA attended a meeting on February 17, 2022 to discuss the *Vulnerable Populations* and *Social Programs* studies.

### 2.2 Data Collection / Information Sources

Data and key information for these studies were collected from primary sources such as knowledge holder interviews, and secondary sources such as Project information from the NWMO and data/documents from local and regional organizations as well as publicly available websites. The sections below describe how data and information was collected from these sources.

In addition, relevant information was obtained from the findings/results of the *Labour Baseline Study*, the *Workforce Development Study* and the *Housing Needs and Demand Analysis Study* (Keir Corp., 2022a, 2022b, 2022c).

As per the Statement of Work and work plan, there was no intent to engage with vulnerable populations for the purposes of this community study. Engagement with vulnerable populations may occur in future impact assessment (IA) studies if the Project is located in MSB.

## 2.2.1 Knowledge Holder Interviews

The selection of knowledge holders was undertaken through an iterative review process between the NWMO and the MSB. Knowledge holders were selected based on their knowledge of and experience with vulnerable populations and/or social programs.<sup>3</sup> A representative from NWMO reached out to the potential knowledge holders to determine their interest and availability to take part in the interview process and to schedule interviews. In some instances, those knowledge holders referred NWMO to someone more suited to address the questions. In instances in which knowledge holders were unfamiliar with the Project, links to the Project website were sent to increase their familiarity and understanding. A representative from the NWMO, DPRA, and representatives from the MSB peer review team (GHD) were present during each of the interviews. The knowledge holders were provided with a Generic Interview Guide prior to the interview to provide background information on the Project and a general framework for the interview. At the start of each interview, the NWMO representative presented some high level information about the Project and if requested by the knowledge holder more specific Project details. During the interviews, DPRA and MSB's peer review team representative asked questions identified in the Guide as well as more specific questions relevant to applicable community studies. The NWMO representative took notes during the interviews and distributed the notes and any documents/links received from the knowledge holders to the consultants/peer review team members. DPRA and the peer review team had an opportunity to review and revise the notes as necessary. The interview notes were not shared with the knowledge holders for review. Information received from these interviews was used in the development of the study report(s).

Knowledge holder interviews were undertaken with the following organizations for the two studies:

- Community Living Kincardine & District
- Community Living Walkerton & District
- Women's House
- Bruce County Human Services,
- Bruce County Children's Services
- Bruce County Income & Support Services
- Bruce Grey Child & Family Services
- Huron County Social and Property Services
- Huron County Cultural Services/Library Services
- Grey Bruce Public Health
- Bruce County Long Term Care & Senior Services
- South Bruce Grey Health Centre
- Huron Perth Public Health

While the focus of these interviews was either/both on social programs and vulnerable populations, they also touched upon topics relevant for *Housing Needs and Demand Analysis Study* (e.g., lack of available and affordable housing, particularly rental and supportive) and the *Emergency Services Study* (e.g., designated hospitals for radiological emergencies).

During the interviews, knowledge holders suggested engagement with representatives from the following groups:

- Mennonite Population
- Immigrant Organizations
- Mental Health Agencies/ Organizations (various)
- Seniors Organizations
- Organizations for People with Disabilities

---

<sup>3</sup> For the purposes of the current studies, there was no intent to engage directly with vulnerable populations or individuals. Additional engagement can occur in future studies if the Project is located in the South Bruce Area.



Given the timing of the studies and participant availability, it was not possible to directly engage with these organizations at this time.

Further detail on the knowledge holder interviews is provided in **Appendix C**.

## 2.2.2 Other Key Information and Data Sources

In order to identify information and data to support findings gathered from key knowledge holders, an iterative online search was conducted, starting with the websites for the Bruce County, Grey County, Huron County, Grey Bruce Public Health, and Huron Perth Public Health. Documents and data regarding vulnerable population characteristics were collected from these sources, as was information on existing social programs, strategies, and relevant partnerships. The content found through these sources also resulted in further research on various additional resources (some of which were also identified by key knowledge holders) such as:

- Information compiled through municipal multi-sectoral partnerships and planning initiatives
- data sets such as the Bruce Grey Data Information Sharing Collaborative (BGDISC),
- 2016 Census data (income, housing, education, family structure)<sup>4</sup>
- Canadian Community Health Survey, and
- Community Wellness Index.

Information collected through this process was then used to inform an understanding of the current state of vulnerable populations and social programs with the Study Area.

Other information and data sources that provided context for this study included:

- *The Labour Baseline, Workforce Development and Housing Needs and Demand Analysis* community study reports (Keir Corp., 2022a, 2022b, 2022c)
- *Community Studies Planning Assumptions* (Confidential) (NWMO, October 2021)
- *South Bruce and Area Growth Expectations Memorandum* (metroeconomics, 2022)
- Data/documents from organizations within the Study Area such as:
  - Bruce & Grey Community Information 211
  - 211 Huron-Perth Community Information
  - Community Safety and Well-being Plans
  - County level/organizational level strategic plans and annual reports

The MSB (metroeconomics, 2022) prepared base case ('without the Project') projections for population, housing and employment for five local municipalities. A corresponding set of incremental 'anticipated Project effects' projections for each of these demographics was also prepared (metroeconomics, 2022) utilizing MSB Project-related growth targets.

## 2.2.3 Programs and Services Inventory

Programs and services available to the local population were identified using the Bruce & Grey Community Information 211 (Community Connection, 211 Central East Ontario, 2022a) and the Huron-Perth Community Information 211 (Community Connection, 211 Central East Ontario, 2022b) online resources. These websites host information on programs and organizations that provide a variety of social services to specific geographic areas. Given the focus on vulnerable populations and social programs, the following categories and sub-categories of programs and organizations (refer to Table 1 and Table 2) were catalogued in an inventory created by DPRA for the purposes of these two studies.

---

<sup>4</sup> 2021 Census data is to be released intermittently in 2022.

Table 1: Inventory Categories for Bruce & Grey Community Information 211 Programs and Organizations

Main Category of Programs/Organizations	Sub-Categories
Abuse/Assault	Child Abuse Services Counselling for Abused Men Counselling for Abused Women Crisis Lines for Abused Men Sexual / Domestic Assault Treatment Centres Shelter for Abused Women Victims of Abuse Support Programs
Child/Family Services	Camps Child Care Children/Youth with Disabilities Parent / Child Programs Perinatal / Pregnancy / Postnatal Recreation for Children / Families
Employment/Training	Career Counselling Job Search Support / Training
Food	Food Banks Free / Low-cost Meals Home Deliveries Meals for Seniors / People with Disabilities
Housing/Shelter	Help to find Housing Mental Health Housing Program Seniors Retirement Homes Supportive Housing Transitional Housing
Income Programs	Financial Assistance Programs Income Programs for Older Adults Social Assistance
Mental Health/Addictions	Addiction Counselling / Treatment Addictions Support Groups Child Mental Health Resources Community Mental Health Distress Phone Lines Geriatric Psychiatry Services In-person Crisis Resources Justice / Mental Health and Addictions Programs Mental Health Employment Programs Psychiatric Hospitals Support Groups Youth Mental Health Services
Older Adults	Home Support Hospice Care Long Term Care Homes Meals for Seniors Recreation for Older Adults Transportation for Older Adults



Table 2: Inventory Categories for Huron-Perth Community Information 211 Programs and Organizations

Main Category of Programs/Organizations	Sub Categories
Basic Needs (Food)	Emergency Food Food Collection and Storage Food Outlets Meals
Basic Needs (Housing/Shelter)	Emergency Shelter Home Improvement/Accessibility Housing Expense Assistance Housing Search and Information Residential Housing Options Subsidized Housing Administrative Organizations Supportive Housing Transitional Housing/Shelter
Basic Needs (Transportation)	Transportation
Domestic Violence	Domestic Violence
Income Support and Employment	Employment Public Assistance Programs Social Insurance Programs Temporary Financial Assistance
Individual and Family Support Services	Adoption Services Case/Care Management Child Care Providers Family Based Services In Home Assistance Placements for Children and Youth Protective Services Respite Care
Mental Health and Substance Use Disorders	Mental Health Care Facilities Mental Health Assessment and Treatment Mental Health Support Services Substance Use Disorder Services
Older Adults	Older Adults

While the search focused on services available to the residents of the MSB, it also included programs and organizations that provide services to Bruce County, Grey County, and Huron County. Although it was possible to catalogue programs and organizations for the other lower tier municipalities within the Study Area for the two studies, there were challenges reporting the results of these searches for a number of reasons:

1. Many programs and organizations that provide services to the MSB service areas beyond the spatial boundaries of the Study Area for these two community studies. In fact, as it relates to counting and cataloging programs offered proximally to the Study Area, the biggest hub for many of the programs and organizations that service the MSB is Owen Sound (in Grey County).
2. Given that programs and organizations may service areas not strictly aligned with the Study Area/exist beyond county or lower tier municipal boundaries, there is very little variation when comparing programs and organizations across different municipalities. For example, the list of programs and organizations that service the MSB is almost identical to the list of those that service Brockton and Huron-Kinloss.
3. Some programs and organizations may provide services across different categories that are identified in Table 1 and Table 2, and thus appear multiple times in the inventory. For example, the Salvation Army can appear under multiple categories such as financial assistance programs, food banks, transportation, and

emergency shelters. Taken together with the high overlap in programs servicing lower tier municipalities, this creates an additional layer of duplication which makes filtering out duplicate entries and counting programs and organizations challenging. This means that presenting counts of organizations and programs that service each municipality individually will inadvertently result in inflated counts due to duplication.

For these reasons, the counts of relevant programs and organizations are provided in relation to programs and organizations servicing MSB specifically, with the assumption that the surrounding municipalities in the Study Area share a similar landscape and distribution of programs and services.

## 2.3 Assessment

Following completion of the data collection phase, the primary and secondary findings were reviewed to identify key themes. The findings were also analyzed with respect to relevant findings/Project assumptions reported in the *Labour Baseline Study*, *Workforce Development Study* and the *Housing Needs and Demand Analysis Study* (see Section 4, below). The findings were then triangulated to explore convergence, complementarity, and dissonance. This approach enhances the validity of the research by increasing the likelihood that the findings and the interpretations will be found credible and dependable. Three types of triangulation techniques were employed:

- Methodological – involves the use of more than one data collection technique
- Data – involves the use of multiple data sources or respondent groups
- Investigator – entails the involvement of two or more researchers/evaluators in the analysis

Data analysis involved identifying cross-cutting themes and areas of relative importance.

With respect to the effects assessment (see Section 5, below), knowledge holders and DPRA, as subject matter experts, identified a number of potential positive and negative effects that might occur as a result of the Project. The relative importance/priority of these effects was assessed in relation to the existing challenges facing vulnerable populations and the provision of social programs and services, future program and service initiatives, as well as the findings and assessment of the *Workforce Development Study* and the *Housing Needs and Demand Analysis Study* reports.

The options assessment in Section 6 builds on the effects assessment.

## 2.4 Limitations

There are several limitations that were encountered in conducting the research and analysis for the combined *Vulnerable Populations Study* and *Social Programs Study* report.

1. As described in Section 3.3, there are a large number of social programs available to residents who require additional supports. These supports and services range from social assistance to child care benefits, to food banks, to shelters for women and children experiencing domestic violence. Because of the plethora of services and supports it is not possible to exhaustively comment on the challenges/gaps that each of these organizations currently experience, the plans they have for future programming and/or infrastructure, or to identify what effects (positive and negative) they feel may occur as a result of the Project. As such, the challenges/gaps identified in this report represent feedback provided by knowledge holders (who provide services and supports to priority populations), information gathered from resource materials provided by knowledge holders, strategic/guiding documents that speak to the Study Area as a whole, and DPRA's professional opinions and experience.

2. Data characterizing the vulnerable populations and social programs is limited due to constraints in availability by date and regional specificity.
  - a. Certain data points could not be identified for all areas under review.
  - b. Certain data points can only be obtained for larger administrative regions (i.e., the entire Bruce Grey Health Region).
  - c. Baseline data is presented based on public availability. There is a lack of consistency in the data available across jurisdictions within the Study Area.
3. Municipal partnerships and strategies pertain to upper tier municipalities, with little publicly available information pertaining to specific initiatives within lower tier municipalities.
4. The knowledge holders interviewed for the purposes of the studies do not provide a comprehensive representation of the Study Area or the programs and services under review.
5. Because there are many factors affecting the circumstances of vulnerable populations and social programs, attribution of effects specifically to the Project is challenging and must be carefully considered.

## 3 Existing Conditions

It is important to understand the existing context in which information for the two studies was collected and analyzed, and that may influence the potential effects of the Project (Section 5) and the potential options put forth for consideration (Section 6).

### 3.1 Impacts of COVID-19 on Rural Population Growth

The following information is intended to contextualize the effects of COVID-19 on rural populations in general and demonstrates that the Study Area has been impacted by the pandemic in ways similar to its rural counterparts.

A recent posting on the Rural Ontario Institute (ROI) website addresses the impacts of the pandemic on rural population growth. Written by economists from the Ministry of Agriculture, Food and Rural Affairs (OMAFRA) and based on their research, the posting speaks to the rapid increase in housing prices over the last 18 months and growing concern regarding housing affordability (Anania and Florio, 2021). To further investigate this issue, and other pressures and opportunities arising across rural Ontario due to stronger population growth, OMAFRA and ROI delivered a workshop focused on the implications for housing, human capital, business development, infrastructure, and municipal service delivery. Over 100 municipal and provincial rural economic development and planning practitioners from across the province participated (OMAFRA and ROI, 2021). The majority of participants reported a strong influx of new residents since the start of the pandemic with most thought to be coming from urban areas in Southern Ontario and comprised mainly of young families as well as retirees.

The impacts of this influx noted by workshop participants, which are ongoing and could be expected to continue, include (OMAFRA and ROI, 2021):

- **Impacts on housing:**
  - Significant increases in the value of real estate/housing
  - Increased rental costs
  - Decreased availability of affordable housing, especially for young people and some retirees
  - Students attending local post-secondary institutions are having difficult finding suitable housing
  - Increased rates of homelessness
  - Some employers are having troubles attracting and retaining employees because they cannot find affordable housing
- **Impacts on attraction/retention:**
  - Ability to work from home has attracted human capital to rural communities
  - Newcomers have priced locals out of the housing market (rental and owned)
- **Impacts on business development:**
  - Increased demand for goods and services (e.g., real estate services, groceries, child care, retail stores)
  - Increased demand for local food which results in farmers expanding to capitalize on these opportunities
  - Many employees of small rural businesses cannot afford housing, which has resulted in some small businesses limiting their operations
- **Impacts on rural infrastructure:**
  - Increased pressure to upgrade infrastructure without historic tax base to draw from
  - Increasing population will increase local tax base, which will support infrastructure

- **Impacts on service delivery:**
  - Rural school boards are stressed to accommodate new students<sup>5</sup>
  - Pending school closures are reconsidered
  - Expectations of new residents regarding access and quality of services
  - Long periods of de-population have resulted in lack of readiness for growth, making it a challenge for municipalities to accommodate new residents
  - Municipalities will have more money to spend on public services, making the communities a desirable place to live

In a recent meeting between the Province and small Ontario municipalities (January 22, 2022), the Reeve of Huron-Kinloss noted that the municipality was experiencing unprecedented housing growth principally fueled by persons migrating to the area from the Greater Toronto Hamilton Area and other parts of southern Ontario. This growth was in turn driving up prices in the order of 30% with the result being housing had become largely unaffordable for low wage households, and households dependent on subsidies (Keir Corp., 2022c).

## 3.2 Vulnerable Populations

The terms “vulnerable populations” and “priority populations” are often used interchangeably by academics and service funders/providers, and refer to groups that experience a disproportionate burden of inequities which result in differences in socio-economic outcomes. According to the National Collaborating Centre for Determinants of Health, “Vulnerable populations are groups and communities at a higher risk for poor health as a result of the barriers they experience to social, economic, political and environmental resources, as well as limitations due to illness or disability” (National Collaborating Centre for Determinants of Health, 2022). Social inequality and social disadvantage results when resources and access to opportunities and supports required are not evenly distributed. Equity means that all people can reach their full potential and should not be at a disadvantage from reaching it due to social position or other socially determined circumstance such as ability, age, culture, ethnicity, family characteristics, gender, language, race, religion, sex, social class, or socio-economic status (National Collaborating Centre for Determinants of Health, 2013). It was noted by one knowledge holder that vulnerability should be defined in the broadest sense. This means that people should be considered vulnerable when they do not have all of their needs met.

Based on information gathered from knowledge holders and documents relevant to the Study Area, the following groups were identified as vulnerable:

- People of low socio-economic status (including seniors, single parents, children and youth)
- People who are homeless or precariously housed
- People without transportation who cannot access services and supports (specifically low socio-economic status)
- People who lack the economic means to further their education and training and cannot take advantage of employment opportunities
- People experiencing mental health and/or addictions challenges
- Victims of domestic violence (specifically women and children)
- Small business owners
- People with physical and cognitive disabilities
- Frail seniors
- Children and youth
- Newcomers, minority populations, culturally and linguistically diverse
- People who are isolated or have limited social networks

---

<sup>5</sup>See the *Local/Regional Education Study* (DPRA, 2022) for further discussion on the capacity of schools.

- Lesbian, gay, bisexual, trans/transgender, queer or questioning people and other sexuality and gender diverse people and/or intersex people (LGBTQ2+)

In the context of the Project, and within the parameters of the *Vulnerable Populations Study* and the *Social Programs Study* which are both focused on effects to programs and services, vulnerable populations are considered to be those groups that are at greater risk of adverse effects as a result of the Project and those groups that may not benefit equally from the potential positive effects of the Project. Accordingly, Table 3 identifies those populations considered more vulnerable due to the Project and the rationale for their increased vulnerability as a result of the Project’s effect on the social programs and services they use. It is important to point out that some of the groups listed above are not discrete or mutually exclusive entities (e.g., people who have low socio-economic status, people who are homeless and precariously housed, those who lack transportation to access services and employment, those who lack the money to improve their education and training so they can find higher paying jobs) and as such, have been integrated into the low socio-economic group.

It is important to note that not all groups identified as vulnerable were selected in Table 3. For example, small business owners<sup>6</sup> may experience additional staffing challenges due to competition from the Project (recruitment and retention) and increasing housing costs could mean that potential employees cannot afford to live in the community. However, small business owners would not be affected by pressures on regional social programs and services and for that reason, are not included in Table 3. There is a substantial Mennonite community located in Huron-Kinloss to the west of the proposed Project (and in the Mildmay area of the Municipality of South Bruce). The Mennonite community is distinct socially/culturally and economically. However, they will not be made more vulnerable as a result of potential effects on social programs and services, since they typically do not access those supports on a regular basis. As such they are not identified in Table 3. However, the Mennonite community has been identified as a community of interest in terms of some other community studies (e.g., with respect to the increased traffic that may occur because of the Project; this has been addressed in the *Local Traffic Study* (Morrison Hershfield, 2022a)).

Table 3: Vulnerable Groups within the Context of the APM

Vulnerable Groups	Rationale
People of low socio-economic status (including seniors, single parents, children and youth)	<ul style="list-style-type: none"> <li>• Lack of adequate and affordable housing due to increasing housing costs</li> <li>• More money spent on shelter and less money available to meet other basic needs</li> <li>• Increased cost of living means less spending power</li> <li>• People who are homeless or precariously housed may experience further challenges because of lack of transitional housing because lack of housing stock</li> <li>• People without the means to enhance their education and training levels will be unable to take advantage of possible NWMO employment opportunities because they lack the necessary knowledge and skills</li> <li>• May experience increased transportation challenges if forced to find more affordable housing further away from services and supports and/or employment</li> </ul>

<sup>6</sup> For further consideration on small business owners in relation to the Project, see MSB’s *Local Hiring Effects Study and Strategy* (Deloitte, April 2022) which provides discussion of the potential effects of the Project on small business owners including options for mitigating/enhancing potential effects.

Vulnerable Groups	Rationale
	<ul style="list-style-type: none"> <li>• May experience increased social isolation/decreased social cohesion as a result of increasing divide between “haves” and “have nots”</li> <li>• Increased property costs may limit the ability of service providers to have office spaces or shelters serving this group</li> </ul>
People experiencing mental health and/or addictions challenges	<ul style="list-style-type: none"> <li>• Concerns about potential Project accidents/contamination result in increased stress and anxiety</li> <li>• Increased cost of living and increased housing costs may further exacerbate challenges</li> <li>• Concerns about potential accidents/contamination and/or increased cost of living may be experienced by some farmers in the area</li> <li>• Increased property costs may limit the ability of service providers to have office spaces or shelters serving this group</li> </ul>
Victims of domestic violence (specifically women and children)	<ul style="list-style-type: none"> <li>• Lack of adequate and affordable housing means women/children spend longer in shelters which results in women/children having to remain in abusive situations because there is nowhere for them to stay</li> <li>• Increased property costs may limit the ability of service providers to have office spaces or shelters serving this group</li> </ul>

### 3.2.1 People of Low Socio-Economic Status

#### 3.2.1.1 Key Statistics

This section presents key data points that illustrate the extent to which the population within the Study Area would be classified as low socio-economic status.<sup>7</sup>

##### Income & Poverty

Low socio-economic status households may be characterized by one or more factors which impact their standard of living and increase their vulnerability to environmental stress or change. Table 4 shows that while median household incomes in the Study Area are moderate to high(Statistics Canada, 2017), households with lower incomes are still prevalent. Such households in turn, may encounter other concerns related to the cost of living, such as food insecurity and housing challenges (refer to Table 4).

<sup>7</sup> The data points provided in this section may, in some instances, capture the same individuals across multiple categories. For example, an individual who is part of a low-income household, may also be living in unaffordable housing.



Table 4: Median and Low-Income Statistics

Median and Low-Income Statistics	
Median Income	The median household income in 2015 was: <ul style="list-style-type: none"> <li>• \$71,193 in Bruce County<sup>8</sup> <ul style="list-style-type: none"> <li>○ \$71,270 in MSB</li> </ul> </li> <li>• \$62,935 in Grey County</li> <li>• \$65,944 in Huron County</li> </ul> (Statistics Canada, 2017, no. 98-316-X2016001)
Low-Income Households	Percentage of households meeting the LIM-AT <sup>9</sup> criteria for low income in 2015: <ul style="list-style-type: none"> <li>• 13.3% of Bruce County residents                             <ul style="list-style-type: none"> <li>○ 13.2% of MSB residents</li> </ul> </li> <li>• 15.5% of Grey County residents</li> <li>• 13.7% of Huron County residents</li> </ul> (Statistics Canada, 2017, no. 98-316-X2016001)
Food Insecurity	<ul style="list-style-type: none"> <li>• In Grey Bruce 20% of households are identified as food insecure in 2015-16 (Bruce Grey Poverty Task Force, 2020).</li> </ul>

Housing & Homelessness

Table 5 shows the prevalence of housing challenges in the Study Area with a focus on issues of affordability, inadequate housing, unsuitable housing, subsidized housing and homelessness. The findings highlight the high percentage of renters living in unaffordable housing (ranges from 38.9% to 46.5%) as well the considerable proportion of homeowners living in unaffordable housing (ranges from 14.8% to 17.4%) and renters living in subsidized housing (ranges from 13.6% to 17.0%).

<sup>8</sup> The median household income among Bruce County municipalities in 2015 ranged from \$64,000 to \$88,000. Saugeen Shores and Kincardine occupied the top part of the range, while Huron-Kinloss and South Bruce were towards the middle, and Brockton and Arran-Elderslie were at the lower end.

<sup>9</sup> Low-income measure, after tax (LIM-AT) - The Low-income measure, after tax, refers to a fixed percentage (50%) of median-adjusted after-tax income of private households. The household after-tax income is adjusted by an equivalence scale to take economies of scale into account. This adjustment for different household sizes reflects the fact that a household's needs increase, but at a decreasing rate, as the number of members increases. Using data from the 2016 Census of Population, the line applicable to a household is defined as half the Canadian median of the adjusted household after-tax income multiplied by the square root of household size. The median is determined based on all persons in private households where low-income concepts are applicable." (Statistics Canada, 2017, no. 98-316-X2016001)



Table 5: Housing and Homelessness Statistics

<b>Housing &amp; Homelessness Statistics</b>	
<p>Unaffordable Housing characterized by a household spending 30% or more of its total income on shelter costs.</p>	<p>Homeowners living in unaffordable housing in 2016:</p> <ul style="list-style-type: none"> <li>• 14.8% of homeowners in Bruce County                             <ul style="list-style-type: none"> <li>○ 12.0% of homeowners in MSB</li> </ul> </li> <li>• 17.4% of homeowners in Grey County</li> <li>• 14.9% of homeowners in Huron County</li> </ul> <p>Renters living in unaffordable housing in 2016:</p> <ul style="list-style-type: none"> <li>• 45.4% of renters in Bruce County                             <ul style="list-style-type: none"> <li>○ 38.4% of renters in MSB</li> </ul> </li> <li>• 46.5% of renters in Grey County</li> <li>• 38.9% of renters in Huron County</li> </ul> <p style="text-align: right;">(Statistics Canada, 2017, no. 98-316-X2016001)</p>
<p>Inadequate Housing characterized by a dwelling being in need of major repairs.</p>	<p>Dwellings in need of major repair in 2016:</p> <ul style="list-style-type: none"> <li>• 7.0% of Bruce County dwellings                             <ul style="list-style-type: none"> <li>○ 7.3% of MSB dwellings</li> </ul> </li> <li>• 7.0% of Grey County dwellings</li> <li>• 6.3% of Huron County dwellings</li> </ul> <p style="text-align: right;">(Statistics Canada, 2017, no. 98-316-X2016001)</p>
<p>Unsuitable Housing characterized by a dwelling not having enough bedrooms for a household (crowding).</p>	<p>Households that are not suitable in 2016:</p> <ul style="list-style-type: none"> <li>• 1.8% of Bruce County households                             <ul style="list-style-type: none"> <li>○ 3.2% MSB households</li> </ul> </li> <li>• 2.3% of Grey County households</li> <li>• 2.0% of Huron County households</li> </ul> <p style="text-align: right;">(Statistics Canada, 2017, no. 98-316-X2016001)</p>
<p>Subsidized Housing characterized by a renter household receiving some form of subsidy to support housing costs, including residing in social/public housing.</p>	<p>Renters residing in subsidized housing in 2016:</p> <ul style="list-style-type: none"> <li>• 16.3% of renters in Bruce County                             <ul style="list-style-type: none"> <li>○ 12.3% of renters in MSB</li> </ul> </li> <li>• 17.0% of renters in Grey County</li> <li>• 13.6% of renters in Huron County</li> </ul> <p style="text-align: right;">(Statistics Canada, 2017, no. 98-316-X2016001)</p>
<p>Homelessness characterized by an individual not having permanent or stable housing, and no immediate prospects of such.</p>	<p>Individuals experiencing homelessness during 2018 enumeration periods</p> <ul style="list-style-type: none"> <li>• 17 homeless individuals in Bruce County (Bruce County, 2018)</li> <li>• 33 homeless individuals in Grey County (Grey County, 2018)</li> <li>• 100 homeless individuals in Huron County (Shaw, 2018)</li> </ul>

## Seniors

As shown in Table 6, seniors represent more than 20% of the population within the Study Area and that more than 10% of this population are considered to be low income. The table also shows that a significant percentage of senior renters are living in unaffordable housing (ranges from 53.9% to 60.0%) and that sizeable proportion of senior homeowners are living in unaffordable housing (ranges from 12.3% to 15.3%) and a considerable percentage of senior renters are living in subsidized housing (13.6% to 20.6%).

Table 6: Seniors Statistics

Seniors	
Population aged 65 Years and Older	<p>Proportion of population aged 65 years and older in 2016:</p> <ul style="list-style-type: none"> <li>• 23.6% of Bruce County residents (N = 16,075)                             <ul style="list-style-type: none"> <li>○ 16.9% of MSB residents (N = 955)</li> </ul> </li> <li>• 24.1% of Grey County residents fell into this category (N = 22,630).</li> <li>• 22.7% of Huron County residents fell into this category (N = 13,455).</li> </ul> <p>(Statistics Canada, 2017, no. 98-316-X2016001)</p>
Older adults in Low Income Households	<p>Individuals aged 65 year and older living in households meeting the LIM-AT<sup>10</sup> criteria for low income in 2015:</p> <ul style="list-style-type: none"> <li>• 11.5% of older adult residents in Bruce County                             <ul style="list-style-type: none"> <li>○ 15.3% of older adult residents in MSB</li> </ul> </li> <li>• 13.4% of older adult residents in Grey County</li> <li>• 12.1% of older adult residents in Grey County</li> </ul> <p>(Statistics Canada, 2017, no. 98-316-X2016001)</p>
Unaffordable Housing (primary household maintainer is 65 year of age or older)	<p>Older adult homeowners living in unaffordable housing in 2016:</p> <ul style="list-style-type: none"> <li>• 12.4% of older adult homeowners in Bruce County</li> <li>• 15.3% of older adult homeowners in Grey County</li> <li>• 12.3% of older adult homeowners in Huron County</li> </ul> <p>Older adult renters living in unaffordable housing in 2016:</p> <ul style="list-style-type: none"> <li>• 60.0% of renters in Bruce County</li> <li>• 59.2% of renters in Grey County</li> <li>• 53.9% of renters in Huron County</li> </ul> <p>(Statistics Canada, 2017, no. 98-400-X2016231)</p>

<sup>10</sup> "Low-income measure, after tax (LIM-AT) - The Low-income measure, after tax, refers to a fixed percentage (50%) of median-adjusted after-tax income of private households. The household after-tax income is adjusted by an equivalence scale to take economies of scale into account. This adjustment for different household sizes reflects the fact that a household's needs increase, but at a decreasing rate, as the number of members increases. Using data from the 2016 Census of Population, the line applicable to a household is defined as half the Canadian median of the adjusted household after-tax income multiplied by the square root of household size. The median is determined based on all persons in private households where low-income concepts are applicable." (Statistics Canada, 2017, no. 98-316-X2016001)

<b>Seniors</b>	
<p>Inadequate Housing (primary household maintainer is 65 year of age or older)</p>	<p>Older adult homeowners living in inadequate housing in 2016:</p> <ul style="list-style-type: none"> <li>• 4.7% of older adult homeowners in Bruce County</li> <li>• 3.8% of older adult homeowners in Grey County</li> <li>• 3.0% of older adult homeowners in Huron County</li> </ul> <p>Older adult renters living in unaffordable housing in 2016:</p> <ul style="list-style-type: none"> <li>• 1.9% of older adult renters in Bruce County</li> <li>• 4.1% of older adult renters in Grey County</li> <li>• 3.3% of older adult renters in Huron County</li> </ul> <p style="text-align: right;">(Statistics Canada, 2017, no. 98-400-X2016231)</p>
<p>Unsuitable Housing (primary household maintainer is 65 year of age or older)</p>	<p>Older adult homeowners living in unsuitable housing in 2016:</p> <ul style="list-style-type: none"> <li>• 0.5% of older adult homeowners in Bruce County</li> <li>• 1.3% of older adult homeowners in Grey County</li> <li>• 0.6% of older adult homeowners in Huron County</li> </ul> <p>Older adult renters living in unsuitable housing in 2016:</p> <ul style="list-style-type: none"> <li>• 0.3% of older adult renters in Bruce County</li> <li>• 1.6% of older adult renters in Grey County</li> <li>• 0.0% of older adult renter in Huron County</li> </ul> <p style="text-align: right;">(Statistics Canada, 2017, no. 98-400-X2016231)</p>
<p>Subsidized Housing (primary household maintainer is 65 year of age or older)</p>	<p>Older adult renters residing in subsidized housing in 2016:</p> <ul style="list-style-type: none"> <li>• 20.6% of older adult renters in Bruce County</li> <li>• 18.8% of older adult renters in Grey County</li> <li>• 13.6% of older adult renters in Huron County</li> </ul> <p style="text-align: right;">(Statistics Canada, 2017, no. 98-400-X2016231)</p>

Households with Children and Youth

As shown in Table 7, approximately 20% of the 2016 population within the Study Area is between the ages 0 to 19 years. The table also shows that approximately 20% of children/youth between the ages of 0 and 17 years are living in low income households and that 20-25% of children 0 to 5 years are living in low income households. Table 7 also shows that many children and youth (0 to 14 years) live in lone parent families which are often more susceptible to low income and to the effects associated with low income (e.g., challenges meeting basic needs).

Table 7: Households with Children and Youth Statistics

<b>Households with Children and Youth</b>	
Population aged 0 to 19 Years	<p>Proportion of population aged 0 to 19 years in 2016:</p> <ul style="list-style-type: none"> <li>• 20.8% of Bruce County residents (N = 14,180)                             <ul style="list-style-type: none"> <li>○ 24.6% of MSB residents (N = 1,385)</li> </ul> </li> <li>• 20.3% of Grey County residents fell into this category (N = 19,060).</li> <li>• 22.8% of Huron County residents fell into this category (N = 13,550).</li> </ul> <p style="text-align: right;">(Statistics Canada, 2017, no. 98-316-X2016001)</p>
Children in Low Income Households	<p>Children aged 0 to 17 years living in households meeting the LIM-AT criteria for low income in 2015:</p> <ul style="list-style-type: none"> <li>• 17.9% of Bruce County residents aged 0 to 17 years                             <ul style="list-style-type: none"> <li>○ 16.6% of MSB residents aged 0 to 17 years</li> </ul> </li> <li>• 20.0% of Grey County residents aged 0 to 17 years</li> <li>• 18.6% of Huron County residents aged 0 to 17 years</li> </ul> <p>Children aged 0 to 5 years living in households meeting the LIM-AT criteria for low income in 2015:</p> <ul style="list-style-type: none"> <li>• 19.8% of Bruce County residents aged 0 to 5 years                             <ul style="list-style-type: none"> <li>○ 15.7% of MSB residents aged 0 to 17 years</li> </ul> </li> <li>• 24.5% of Grey County residents aged 0 to 5 years</li> <li>• 22.7% of Grey County residents aged 0 to 5 years</li> </ul> <p style="text-align: right;">(Statistics Canada, 2017, no. 98-316-X2016001)</p>
Children in Lone Parent Census Families	<p>Children aged 0 to 14 years living in lone parent census families in 2016:</p> <ul style="list-style-type: none"> <li>• 15.3% of Bruce County children aged 0 to 14 years                             <ul style="list-style-type: none"> <li>○ 8.9% of MSB children aged 0 to 14 years</li> </ul> </li> <li>• 17.9% of Grey County children aged 0 to 14 years</li> <li>• 14.3% of Huron County children aged 0 to 14 years</li> </ul> <p style="text-align: right;">(Statistics Canada, 2017, no. 98-400-X2016041)</p>
Median Annual Child Care Rates	<p>Estimates of median annual child care rates for 2020 in Bruce County:</p> <ul style="list-style-type: none"> <li>• \$11,745 for infants</li> <li>• \$11,223 for toddlers</li> <li>• \$10,440 for preschool children</li> </ul> <p style="text-align: right;">(Bruce County, 2020)</p>
Families who have Received Child Care Subsidies	<ul style="list-style-type: none"> <li>• 141 Bruce County families received child care fee subsidies in 2020 (Bruce County, 2020).</li> <li>• It is estimated that 57% of Bruce County families in receiving subsidies in 2018 had a net income below \$30,000 (Bruce County, 2019b)</li> </ul>

People with Limited Education/Skills

Table 8 shows that in 2016, between 10-20% of adult residents within the Study Area do not have a certificate, diploma, or degree, and may not have attained a high school diploma and that for 26-28% of adult residents, a high school diploma or equivalency certificate is their highest attained level of education. These individuals may experience challenges securing employment that pays wages that are sufficient to meet their basic needs and

those of their families. Additionally, the of lack of higher-level education limits the ability of these individuals to take advantage of employment opportunities that required advanced knowledge and skills (e.g., the Project).

Table 8: Highest Educational Attainment Statistics

Highest Educational Attainment	
No Certificate Diploma, or Degree	Percentage of population aged 25 to 64 years that has not attained a certificate, diploma, or degree (including a high school diploma) in 2016: <ul style="list-style-type: none"> <li>• 12.3% of Bruce County residents aged 25 to 64 years                             <ul style="list-style-type: none"> <li>○ 16.9% of MSB residents aged 25 to 64 years</li> </ul> </li> <li>• 15.3% of Grey County residents aged 25 to 64 years</li> <li>• 17.0% of Huron County residents aged 25 to 64 years</li> </ul> (Statistics Canada, 2017, no. 98-316-X2016001)
Secondary (high) School Diploma or Equivalency Certificate	Percentage of population aged 25 to 64 years that has attained a secondary school diploma or equivalency certificate as their highest form of educational attainment in 2016: <ul style="list-style-type: none"> <li>• 26.4% of Bruce County residents aged 25 to 64 years                             <ul style="list-style-type: none"> <li>○ 32.8% of MSB residents aged 25 to 64 years</li> </ul> </li> <li>• 28.8% of Grey County residents aged 25 to 64 years</li> <li>• 28.6% of Huron County residents aged 25 to 64 years</li> </ul> (Statistics Canada, 2017, no. 98-316-X2016001)
Post-secondary Certificate, Diploma or Degree <sup>11</sup>	Percentage of population aged 25 to 64 years that has attained a post secondary certificate diploma, or degree, as their highest form of educational attainment in 2016: <ul style="list-style-type: none"> <li>• 61.2% of Bruce County residents aged 25 to 64 years                             <ul style="list-style-type: none"> <li>○ 50.1% of MSB residents aged 25 to 64 years</li> </ul> </li> <li>• 55.9% of Grey County residents aged 25 to 64 years</li> <li>• 54.4% of Huron County residents aged 25 to 64 years</li> </ul> (Statistics Canada, 2017, no. 98-316-X2016001)

### 3.2.1.2 Challenges Facing Low Income Population

#### Challenges Identified by Knowledge Holders

Knowledge holders identified a variety of current challenges facing low income populations. These include:

- Increased cost of living due to influx of new residents with spending power
- Lack of available and affordable housing
  - More money spent on housing and less available to meet other basic needs
- Lack of supportive housing (available homes purchased for residential properties so less available for supportive housing)
- Lack of safe housing options (women and children; individuals with mental health issues)
- Limited availability of child care spaces (subsidized child care spaces)
- Lack of transportation to access programs and services not located close by
- Stigma (linked to low income)
  - Lack of social cohesion / social isolation (increasing divide between haves and have nots)
- Low wage jobs for those with limited skills/training
- Lack of ability to take advantage of employment opportunities

<sup>11</sup> "Postsecondary certificate, diploma or degree" includes 'apprenticeship or trades certificate or diploma,' 'college, CEGEP or other non university certificate or diploma' and university certificates, diplomas and degrees." (Statistics Canada, 2017, no. 98-316-X2016001).

- Lack of knowledge and awareness of available programs and services
- Lack of subsidized accommodation in seniors facilities (e.g., seniors apartments or retirement homes)

### Challenges Identified in Key Documents

Based on key documents from Grey, Bruce, Huron and Perth counties/organizations (Huron County, 2021; Bruce County and Grey County, 2020; Social Research and Planning Council United Way Perth-Huron, 2019), people living in poverty or trying to exist on a low/fixed income currently encounter a number of challenges including:

- High cost and limited availability of housing, which results in increasing rates of unstable housing, couch surfing and homelessness
- Individuals in subsidized housing may be living in substandard conditions (e.g., mould)
- Limited options for homeless youth and LGBTQ2+
- Limited access to transportation to access more affordable groceries, health and social services and supports, employment opportunities, and social activities
- Food insecurity
  - Prepacked, processed and canned foods are less expensive than fresh food options
  - Adults with children tend to put their food needs ahead of their own, leading to skipped meals and poor diet
- Poorer mental and physical health
  - Lack of healthy food options in concert with chronic stress leads to poor health outcomes
- Unaffordable vision and dental care
- High cost and limited availability of child care linked with transportation limitation may eliminate employment opportunities
- Lack of ability to pay for higher education can limit employment opportunities and keep a person underemployed
- Stigma, which leads to social isolation
- Strained relationships due to the stress of not having enough money

## 3.2.2 Individuals Experiencing Mental Health and/or Addictions Issues

### 3.2.2.1 Key Statistics

This section presents key data points which characterize the extent to which the population within the Study Area experiences mental health and addictions issues and the nature of these issues.

#### Drug and Alcohol Use

Table 9 shows the prevalence and severity of substance abuse within the Study Area, with approximately 23% of residents having engaged in regular heavy drinking (2015-2016) and 64.5/100,00 and 29.5/100,000 having visited an emergency department in 2020 as a result of opioids in Bruce Grey and Huron County, respectively. Individuals who experience severe substance use issues will require a variety of supports provided through both social and health programs.

Table 9: Drug and Alcohol Use Statistics

<b>Drug and Alcohol Use Statistics</b>	
Heavy Alcohol Use	Regular heavy alcohol drinking in 2015-16 was estimated for: <ul style="list-style-type: none"> <li>• 23.4 of residents under the Bruce Grey Health Unit</li> <li>• 23.8 of resident under the Huron County Health Unit</li> </ul> <p style="text-align: center;">(Public Health Ontario, 2018; Canadian Community Health Survey, 2017).</p> <ul style="list-style-type: none"> <li>• 57% of ER visits in Grey Bruce from 2002 through 2015 involved alcohol. Hazardous drinking has been found to increase with income (Govier, 2018)</li> </ul>
Opioid Use	Opioid-related emergency department visits reported in 2020: <ul style="list-style-type: none"> <li>• 64.4 per 100,000 population under the Bruce Grey Health Unit</li> <li>• 29.5 per 100,000 population under the Huron Perth Health Unit</li> </ul> Opioid-related hospitalizations reported in 2020: <ul style="list-style-type: none"> <li>• 14.9 per 100,000 population under the Bruce Grey Health Unit</li> <li>• 3.6 per 100,000 population under the Huron Perth Health Unit</li> </ul> Opioid-related deaths reported in 2020: <ul style="list-style-type: none"> <li>• 15.5 per 100,000 population under the Bruce Grey Health Unit</li> <li>• 5.8 per 100,000 population under the Huron Perth Health Unit</li> </ul> <p style="text-align: right;">(Public Health Ontario, 2021)</p>
Other Substance Use	<ul style="list-style-type: none"> <li>• It was estimated that 11.2% of Grey Bruce residents used illicit drugs in the past year in 2015-16 (Canadian Community Health Survey, 2017).</li> </ul>

Mental Health

Table 10 shows the level of mental well being experienced by the population within the study regions. Approximately one half to two thirds of residents in the Study Area rate their mental health as very good and excellent. Those individuals who experience poor mental health may seek out supports provided through both social and health programs.



Table 10: Mental Health Statistics

Mental Health	
Ratings of Mental Health	<ul style="list-style-type: none"> <li>• In Bruce County it is estimated that 53.9% of residents rate their mental health as very good or excellent in 2018 (prior to the onset of the COVID-19 pandemic).</li> <li>• In Grey County 58% residents rate their mental health as very good or excellent in 2018 (prior to the onset of the COVID-19 pandemic). (Canadian Index of Wellbeing, University of Waterloo, 2019)</li> <li>• In Huron County 69.9% of residents rate their mental health as very good or excellent from 2016 through 2018 (prior to the onset of the COVID-19 pandemic). (Canadian Index of Wellbeing, University of Waterloo, 2020).</li> <li>• There has been a 26% increase of reportable mental health occurrences dealt with by front line officers in Huron year-over-year (from 2020 to 2021) (Huron County, 2021).</li> <li>• Since the COVID-19 pandemic began (after March 1, 2020), there has been 45% decrease in 'excellent' self-assessed mental health in Perth-Huron (Deacon, 2021)                         <ul style="list-style-type: none"> <li>○ 26% decrease in 'good' self-assessed mental health</li> <li>○ 57% increase in 'satisfactory' self-assessed mental health</li> <li>○ 78% increase in 'poor' self-assessed mental health</li> <li>○ The mental health of individuals between the ages of 18 and 29 have been the most negatively impacted by the pandemic.</li> </ul> </li> </ul>
Mood Disorders	<p>In 2015-16 it is estimated that 8.8% of Grey Bruce residents had a mood disorder including depression, bipolar disorder, mania, or dysthymia. In turn it is estimated that 5.6% of residents experience moderate to severe depression (Canadian Community Health Survey, 2017).</p>
Service Utilization	<ul style="list-style-type: none"> <li>• In 2019, 1,801 people received counselling to increase their mental health and well-being through Family Services Perth Huron.</li> <li>• In 2019, 97 children were matched with Big Brothers or Big Sisters to foster intellectual, emotional and social well-being. (Social Research and Planning Council United Way Perth-Huron, n.d.)</li> <li>• 24,000 people in Huron Perth could benefit from some level of mental health and addiction services (based on 2018 data) (Cunning and Parsons, 2020 cited in Huron County, 2021).</li> </ul>

Farmers have been known to encounter a variety of psychosocial risks and stressors and potentially greater mental health problems. A sample of farmers in Grey County who took part in a recent research study, described their health as connected to the land and to the animals on their farms. Farmers recognized that stressors associated with farming could be both positive and negative. Farmers identified stress as playing a key role in the mental health continuum, from very healthy to clinical disorders that can hinder a farmer's ability to function in a safe and productive manner. Farmers characterized negative, chronic stress as the factor that led to poor mental health. Study participants also noted that family and community connections supported resilience and promoted positive mental health even in the face of stigma (Bondy & Cole, 2020).



### 3.2.2.2 Challenges Facing Individuals Experiencing Mental Health and/or Addictions Issues

#### Challenges Identified by Knowledge Holders

Knowledge holders identified current challenges facing individuals experiencing mental health and/or addictions issues. These include:

- Lack of safe housing options
- Stigma and discrimination
- Lack of social cohesion / social isolation
- Limited access to locally available services
- Opioid crisis (public health crisis with devastating consequences including increases in opioid misuse and related overdoses)

#### Challenges Identified in Key Documents

Based on key documents from Grey, Bruce, Huron and Perth counties/organizations (Govier, 2018; Social Research and Planning Council United Way Perth-Huron, 2021; Huron County, 2021; Bruce County and Grey County, 2020), people experiencing mental health and/or addictions/substance use problems are challenged by the following factors:

- Service Capacity
  - Lack of access to timely mental health and addiction services
  - Personal situations and severity of illness can quickly decline if interventions are not available when needed, resulting in situations such as family breakups, job losses, and residential evictions
- Awareness and Understanding
  - Stigma and discrimination are a barrier to diagnosis, treatment and acceptance in the community.
  - Many patients, families, caregivers, and referring organizations do not know what mental health and/or addiction services and supports exist or where and how to get help
  - Youth
    - Experience communication challenges when trying to speak to adults about their mental health
    - Often lack knowledge and awareness regarding who and where to go for help
    - Have concerns about confidentiality when reaching out to friends or mental health supports
  - Lower rates of health literacy in rural areas
- Crisis Response
  - Individuals often present at hospital emergency departments “in crisis” with expectations of admission to care who do not meet the criteria for inpatient care and treatment (as stipulated in the *Ontario Mental Health Act*)
  - Opioid addiction and overdose have resulted in a significant increase in emergency department visits and fentanyl use accounts for the majority of opioid-related deaths
- Access
  - The suite of mental health and addiction services is less comprehensive, available, and accessible in rural areas (e.g., lack of access to harm reduction strategies)
  - Residents are required to travel to more populated urban areas (Stratford, Listowel, Goderich, Owen Sound) to gain access to mental health and addiction services and may encounter difficulties due to: lack of public transportation; travel distances and times; and weather and road conditions, particularly in winter.
  - Connectivity and limited internet access remain create challenges for the implementation of digital health resources and virtual care offerings

- Service Coordination and System Navigation
  - Many clients, families, caregivers, and providers find the mental health system challenging to navigate – this can lead to fragmented care
  - Poor transitions, specifically between hospital to community, criminal justice to community, and youth to adult systems
- Specialist and Acute Care Services
  - Limited psychiatry and other mental health and addiction specialties (e.g., children, seniors, addiction medicine, trauma counsellors, acquired brain injuries, etc.)
  - Limited local mental health - access to inpatient programs in regional centres (e.g., London) is inconsistent at present
  - Hospitals are not resourced to manage medical detox
- Housing Stability and Homelessness
  - Lack of accessible and affordable and subsidized (rent-geared-to income) housing options
  - Risk of homelessness due to social, economic, and systemic factors
  - Lack of 24/7 permanent supportive housing units for individuals with complex mental health and addiction needs to live independently in the community
- Diversity, Health Equity and Social Inclusion
  - Social isolation and loneliness can have a major impact on those experiencing mental health and addiction problems
  - Pandemic has further exacerbated the mental health and addiction problems of vulnerable groups
  - Lack of culturally appropriate and inclusive mental health and addiction supports
- Health
  - Increase in substance use as a means of coping which negatively impacts physical and mental health

### 3.2.3 Victims of Domestic Violence

#### 3.2.3.1 Key Statistics

This section presents key data points on the prevalence of domestic violence and associated impacts within the Study Area.

Table 11 shows the prevalence of domestic violence and other forms of violence (e.g., sexual trafficking) within the Study Area, the extent to which children may be exposed to incidents of domestic violence, and the extent to which victims seeks support. For instance, in Grey Bruce there were 791 incidents of domestic violence in 2019-2020 and 680 incidents in Huron County. Knowledge holders noted that rates of domestic abuse had increased significantly since the start of the pandemic and subsequent requirement to self isolate.

Table 11: Victims of Domestic Violence Statistics

Victims of Domestic Violence	
Incidents of Domestic Violence and Other Forms of Violence	<ul style="list-style-type: none"> <li>• In Grey Bruce during 2019-20, 791 domestic violence incidents were reported to police, as well as:                             <ul style="list-style-type: none"> <li>○ 237 sexual violence incidents reported to police</li> <li>○ 13 human trafficking incidents</li> </ul> <div style="text-align: right;">(Violence Prevention Grey Bruce, 2020)</div> </li> <li>• 680 domestic disturbances reported in 2020 in Huron County.</li> <li>• 82.6% of 4,500 victims of violence in Huron County from 2018 through 2020 were in a current or previous relationship with the offender.                             <div style="text-align: right;">(Lewis, 2021)</div> </li> </ul>
Children Exposed to Domestic Violence	<ul style="list-style-type: none"> <li>• 19% of child welfare cases open were for children exposed to domestic violence in 2020 (Violence Prevention Grey Bruce, 2020)</li> <li>• Between April 1, 2019 and March 31, 2020 Bruce Grey Child and Family Services provided services to 698 families, for which 32% had children and youth who were exposed to partner violence and may suffer emotional harm as a result (Bruce Grey Child and Family Service, 2020).</li> </ul>
Need for Support	<ul style="list-style-type: none"> <li>• 11,836 Violence Against Women (VAW) shelter crisis / helpline calls were made in 2020</li> <li>• 313 women and children had a shelter stay in 2020</li> </ul> <div style="text-align: right;">(Violence Prevention Grey Bruce, 2020)</div>

### 3.2.3.2 Challenges Facing Victims of Domestic Violence

#### Challenges Identified by Knowledge Holders

Knowledge holders identified current challenges facing women and children who are experiencing domestic abuse. These include:

- The requirements for social isolation as a result of COVID-19 have resulted in women and children having to stay in abusive situations longer than they may typically have
  - Resulted in increased rates of abuse and deaths
- Because of the limited number of shelter spaces, women who are ready to leave abusive situations are not able to because there is no where safe for them to stay either on their own or with their children
- Because of the lack of supportive/transitional housing, women and children in shelters are having to stay in the shelters longer meaning that they are not freeing up spaces at the shelter for new women and children to come

#### Challenges Identified in Key Documents

Based on key documents from Grey, Bruce, Huron and Perth counties/organizations, individuals (women, children, youth and seniors) experiencing domestic abuse face the following challenges (Huron County, 2021; Bruce County and Grey County, 2020; Colleen Purdon, 2018; Violence Prevention Grey Bruce, 2018; Social Research and Planning Council United Way Perth-Huron, n.d.):

- Longer shelter stays
- Lack of safe places
- Waitlists for subsidized housing
- Limited social safety nets for children and youth during the pandemic
- Children and youth exposed to trauma that can affect brain development and negatively impact their ability to learn
- Increasing mental health problems (post-traumatic stress disorder, anxiety, depression)
- Increasing substance use
- Lack of self esteem
- Lack of income and employment leading to poverty
- Isolation contributing to additional abuse / Social isolation resulting in limited social networks
- Stigma
- Limited awareness of resources available
- Challenges getting domestic violence resources to the community
- Limited access to available services during the pandemic

### 3.3 Social Programs and Services

Social programs provide supports for some of Ontario's most vulnerable residents. Social programs funded by the province are designed to provide additional assistance to individuals. There are two types of social programs (Commission on the Reform of Ontario's Public Services, 2012):

- Mandated and entitlement-based programs:
  - These are benefits or service levels set by law and include such things as social assistance and the Ontario Child Benefit (OCB).
  - These benefits and services account for the largest expenditure in the province.
  - When demand for entitlement-based programs rises (for example, when assistance caseloads increase), so too does funding; clients are entitled to those benefits.
- Discretionary programs:
  - These programs are not entitlement-based and so clients who qualify for these services are not guaranteed to receive them right away.
  - These programs include support for child and youth mental health, developmental services, child care subsidies and childhood development programs.
  - When demand outstrips supply, the result is a waiting list.

Social programs and services are funded by the provincial government and implemented at the regional, municipal and community level.

Non-government organizations also provide social programs and services to vulnerable members of society. These organizations (e.g., Salvation Army) are funded through a variety of sources such as government funds, fund raising/charitable donations, investment income, and/or store sales. Examples of programs and services include: shelters (homelessness, domestic violence); food banks; school breakfast program; mental health and addictions supports; after school programs; and life skills programs.

### 3.3.1 Programs and Services Inventory

As identified in the methodology (see Section 2), the programs and services available to the local population were identified primarily using the Bruce & Grey and Perth-Huron Community Information 211 online resources and catalogued in an inventory created specifically for these two studies. The inventory includes approximately 300 unique programs and organizations that provide services to South Bruce. However, it should be noted that in some cases, a single organization may provide multiple relevant programs, and these programs are identified independently in the inventory. Furthermore, some programs and organizations have multiple locations, and these too are counted as separate entries in the inventory.

Given that the communities addressed in this study are relatively close to one another, individuals from different communities may readily cross jurisdictional boundaries to access programs and services where they are provided. Hence it is not possible to provide a meaningful analysis of the services available within different jurisdictions of the Study Area.

### 3.3.2 Existing Strategies/Partnerships & Service Areas

The following sections outline relevant municipal-level strategies, partnerships, and associated objectives; provincial frameworks; and a summary of relevant programs and organizations that provide services to each of the three key vulnerable population groups:<sup>12</sup>

- Low Socio-Economic Status (with specific reference to seniors and children, youth and families);
- Mental Health and Addictions, and
- Domestic Violence.

#### 3.3.2.1 Low Socio-Economic Status

##### Strategies, Partnerships, and Initiatives – Low Socio-economic Status

Table 12 identifies the local strategies and partnerships targeted at addressing the needs of the low socio-economic status population including adults, children, youth and seniors. The key strategies and partnerships include the Bruce Grey Poverty Task Force, Consolidated Municipal Service Managers (CMSM) for Housing Services, Bruce Grey Community Safety and Well-Being (CSWB) Plan, and the Huron County CSWB Plan. Relevant initiatives associated with each partnership and strategy are also noted.

Table 12: Municipal-Level Strategies, Partnerships, and Initiatives for the Low Socio-economic Status Population

Strategy / Partnership Overview	Relevant Initiatives
<p><b>Bruce Grey Poverty Task Force</b></p> <ul style="list-style-type: none"> <li>• Multi-sectoral collaboration for poverty reduction.</li> <li>• Leadership: United Way of Bruce Grey, Bruce County, Grey County, Bruce Grey Health Unit</li> </ul>	<p><b>6 Action Groups</b></p> <ul style="list-style-type: none"> <li>• Income Security, Food Security, Housing, Health Equity, Bridges Out of Poverty and Community Voices</li> </ul> <p><b>4 Key Strategic Directions</b></p> <ul style="list-style-type: none"> <li>• From Band-Aids to Bridges: moving forward with Community Food Centers</li> <li>• Enough to Thrive On: seeking income security solutions for strong communities</li> </ul>

<sup>12</sup> Refer to Section 3.2 for the rationale of why these three groups were selected.

Strategy / Partnership Overview	Relevant Initiatives
<ul style="list-style-type: none"> <li>Works with 52 social agencies and other community institutions.</li> </ul>	<ul style="list-style-type: none"> <li>From Housing to Homes: prioritizing safe and affordable homes to create safe and healthy neighborhoods.</li> <li>We All Live Here: ensuring diversity, inclusion and engagement in Municipal decision-making. (Bruce Grey Poverty Task Force, 2018)</li> </ul>
<p><b>Consolidated Municipal Service Managers (CMSM) for Housing Services</b></p> <ul style="list-style-type: none"> <li>Bruce County, Grey County, and Huron County each CMSMs for housing services</li> <li>They each develop a 10-year Housing &amp; Homelessness Plan, including 5-year plan reviews and updates</li> </ul>	<ul style="list-style-type: none"> <li>Aim to increase the accessibility of affordable, adequate, and suitable housing.</li> <li>Work in collaboration with community partners such as Public Health units and United Way.</li> </ul> <p><b>Service Manager housing and homelessness plans will:</b></p> <ul style="list-style-type: none"> <li>Demonstrate a system of coordinated housing and homelessness services that assist households to improve their housing stability and prevent homelessness.</li> <li>Include strategies to promote client-centred, coordinated access to housing and homelessness prevention services.</li> <li>Be developed with public consultation and engagement with diverse local communities, including those with lived experience of homelessness.</li> <li>Be coordinated and integrated with all municipalities in the service area.</li> <li>Include local housing policies and short and long-term housing targets.</li> <li>Include strategies to measure and report publicly on progress under the plan. (Bruce County, 2019a; Grey County, 2019a; Huron County, 2019)</li> </ul>
<p><b>Bruce Grey Community CSWB Plan</b>                      Overarching initiative across Grey Bruce encompassing public institutions and social agencies to address key issues impacting the safety and well-being of community members including poverty and income issues.</p>	<p>Action tables are in the process of developing action plans to respond to issues associated with key indicators for:</p> <ul style="list-style-type: none"> <li>Priority Risk Area #4: Housing and Homelessness</li> <li>Priority Risk Area #5: Poverty and Income (The Municipalities of Bruce and Grey CSWBP Advisory Committee, 2020)</li> </ul>
<p><b>Huron County CSWB Plan</b>                      As above, overarching initiative across Huron County to address key issues impacting the safety and well-being of community members, including housing and homeless</p>	<p>Priority Area #2: Housing Stability and Homelessness</p> <ul style="list-style-type: none"> <li>Prevention – Coordinate efforts to reduce homelessness and prevent eviction.</li> <li>Risk Intervention – Public awareness of the housing spectrum and importance of housing for all is increased. (Lewis, 2021)</li> </ul>

### Associated Provincial Frameworks/Legislation – Low Socio-economic Status

The following provincial frameworks/legislation guide the work being carried out through the social programs, services and supports that support low income children, youth, adults, seniors and families:

- Building a Strong Foundation for Success: Reducing Poverty in Ontario (2020-2025)
- (Government of Canada) Canada's First Poverty Reduction Strategy
- Housing Services Act
- Community Safety and Well-being Planning Framework
- Community Homelessness Prevention Initiative
- Ontario Works (administered at the municipal level)

### Selection of Local Services – Low Socio-economic Status

Bruce County is responsible for establishing, administering, and funding housing and homeless programs and services. The Housing Services Division manages the administration and directly provides housing supports and services.

A number of relevant programs and organizations were identified that provide services to the low-socio economic status population. These programs fall into the broad categories of:

- Employment Training Programs
- Food Assistance Programs
- Housing and Shelter
- Income Assistance Programs

**Employment training programs** include career counselling services as well as job search support and training. This can include agencies that work with job seekers to match their abilities with employer needs, providing one-on-one support that accommodates the unique needs of jobseekers, and supporting entrepreneurship through activities such as:

- Private one-on-one consultations
- Information about financing options
- Help developing a business plan
- Information about permits, licences and government supports
- Business and professional development seminars and networking events
- Information and access to youth entrepreneurship programs
- Access to resource materials and computer workstations

The inventory created for these two studies includes 11 programs and organizations that provide these services to the MSB area.

**Food programs and services** include food banks, free or low-cost meals, and home delivery services. Some organizations such as the Huron County Food Bank Distribution Centre, source, purchase and receive donations of foods from area producers, businesses and wholesalers and redistribute them to food bank and food-aid agencies. Others provide a safe space where individuals can drop by to receive free or low-cost meals. Still others provide delivery services to seniors and other vulnerable populations. The inventory includes 15 programs, organizations, and/or locations that provide these services.

**Housing/Shelter programs and services** include shelters, supportive housing, transitional homes, retirement homes, and help to find housing services. These organizations and programs offer a variety of services. Examples include: down payment assistance programs, rent-geared-to-income housing, providing help with securing affordable local housing, assisting low income individuals and families with rent and utility bills, as well as assisted living to individuals that suffer from physical and mental disabilities. The inventory includes 27 programs, organizations and/or locations that provide these services



**Income programs** include financial assistance programs, income support, and social assistance services. This can include organizations that help individuals in the community through fundraising initiatives, support with household utility and health expenses, support with applications to Federal programs such as Security Programs, Revenue Canada, and Employment Insurance. The inventory includes 33 programs, organizations, and/or locations that provide these services.

### 3.3.2.1.1 Seniors

As noted in Section 3.1.1, more than 10% of seniors are considered to be low income with a sizeable number of them facing challenges with respect to affordable housing. As such, this subsection identifies the strategies, partnerships, initiatives, frameworks, and a selection of programs and organizations that specifically target seniors.<sup>13</sup>

#### Strategies, Partnerships, and Initiatives – Seniors

Table 13 identifies the local strategies and partnerships aimed at addressing the needs of seniors, particularly those who are also vulnerable due to low socio-economic status. The key strategies and partnerships include Homes for the Aged in Huron County, Grey County Age-Friendly Community Strategy and Action Plan, Bruce Grey CWSB Plan, and the Huron County CWSB Plan. Relevant initiatives associated with each partnership and strategy are listed.

Table 13: Municipal Level Strategies, Partnerships, and Initiatives Targeted Towards Seniors

Strategy / Partnership Overview	Relevant Initiatives
<b>Huron County, Homes for the Aged</b> <ul style="list-style-type: none"> <li>Long-term care facilities and seniors apartments</li> </ul>	<ul style="list-style-type: none"> <li>Two longer-term care homes are operated in collaboration with the province of Ontario</li> <li>These facilities have attached apartments available for individuals 65 years of age and older</li> </ul> <p style="text-align: right;">(Huron County, 2022)</p>
<b>Grey County Age-Friendly Community Strategy and Action Plan</b> <ul style="list-style-type: none"> <li>Supports the development of a community environment that is livable for all ages</li> </ul>	<p>The plan will seek to address opportunities for improvements to the World Health Organization’s (WHO) eight dimensions of age-friendly communities:</p> <ul style="list-style-type: none"> <li>Outdoor Spaces and Buildings; Transportation; Housing; Social Participation; Respect and Social Inclusion; Communication and Information; Civic Participation and Employment; and Community Support and Health Services.</li> </ul> <p style="text-align: right;">(WSP, 2021)</p>
<b>Bruce Grey CSWB Plan</b>	<p>An action table is in the process of developing an action plan to respond to issues associated with key indicators for:</p> <ul style="list-style-type: none"> <li>Priority Risk Area #4: Housing and Homelessness</li> <li>Priority Risk Area #5: Poverty and Income</li> </ul> <p>(The Municipalities of Bruce and Grey CSWBP Advisory Committee, 2021)</p>
<b>Huron County CSWB Plan</b>	<p>Priority Area #2: Housing Stability and Homelessness</p> <ul style="list-style-type: none"> <li>Prevention – Coordinate efforts to reduce homelessness and prevent eviction.</li> <li>Risk Intervention – Public awareness of the housing spectrum and importance of housing for all is increased.</li> </ul>

<sup>13</sup> Please note that the strategies, partnerships, strategies, initiatives, frameworks and programs and organizations service the senior population more generally, not just low income seniors.



Strategy / Partnership Overview	Relevant Initiatives
	(Huron County, 2021)
<b>Bruce, Grey, Huron Housing and Homelessness Plans</b>	<ul style="list-style-type: none"> <li>Seniors with low or fixed incomes, as well as those who have disabilities or are in need of long term care are among the key demographics targeted by initiatives to increase access to affordable housing.                      (Bruce County, 2019a; Grey County, 2019a; Huron County, 2019)</li> </ul>

Associated Provincial Frameworks/Legislation – Seniors

The following provincial frameworks/legislation guide the work being carried out through the social programs, services and supports that affect seniors:

- Creating a More Inclusive Ontario: Age-Friendly Community Planning Guide
- Housing Services Act
- Community Safety and Well-being Planning Framework

Selection of Local Services - Seniors

There are a number of long term care homes that serve the population within the Study Area. Bruce County operates two Long term Care Homes: Brucelea Haven in Wiarton; and Gateway Haven Home in Walkerton. Grey County operates three long-term care homes: Grey Gables in Markdale; Lee Manor in Owen Sound; and Rockwood Terrace in Durham. Lastly, Huron County operates two homes: Huronview Home for the Aged in Clinton; and Huronlea Home for the Aged in Brussels.

The inventory includes 52 programs, organizations, and/or locations that provide relevant services to the senior population. These programs and organizations provide additional supports in the way of:

- Home support
- Transportation services
- Professional home health care services including nursing care
- Personal care
- Light house cleaning
- Meal preparation
- Rides to appointments both local and out of town
- Help with errands such as groceries, banking, prescription pick ups
- Respite relief
- Companionship
- Accompaniment for outings or vacation

**3.3.2.1.2 Children, Youth and Families**

As discussed in Section 3.1.1., 20% of children and youth between the ages of 0 and 17 years and 20-25% of children 0 to 5 years are living in low income households within the Study Area. As such, this subsection identifies the strategies, partnerships, initiatives, frameworks, and a selection of programs and organizations that specifically target children, youth and families.<sup>14</sup>

<sup>14</sup> Please note that the strategies, partnerships, strategies, initiatives, frameworks and programs and organizations service the senior population more generally, not just low income seniors.

Strategies, Partnerships, and Initiatives – Children, Youth and Families

Table 14 identifies the local strategies, partnerships, and initiatives related to child care in the Study Area. Key strategies and partnerships include the Consolidated Municipal Service Managers (CMSM) for Child Care and Early Years Program with is available through Bruce County, Grey County, and Huron County. Each county develops its own 5-year service system plan. The initiatives of the CMSM are highlighted below.

Table 14: Municipal Level Strategies, Partnerships, and Initiatives Related to Children, Youth and Families

Strategy / Partnership Overview	Relevant Initiatives
<p><b>Consolidated Municipal Service Managers (CMSM) for Child Care and Early Years Programs</b></p> <ul style="list-style-type: none"> <li>Bruce County, Grey County, and Huron County each CMSMs for child care and early years programs</li> <li>They each develop 5-year Service System Plan</li> </ul>	<ul style="list-style-type: none"> <li>Funding categories administered by Bruce County to licensed child care providers: pay equity, administrative funding, special needs resourcing enhancement (SNR), capacity building, repairs and maintenance, wage supports, small water works, play based materials and equipment, general operating grants.                             <ul style="list-style-type: none"> <li>The licensed Home Child Care Program operated by Bruce County Children’s services division contracts Home Child Care Providers</li> <li>Bruce County administers a Child Care Fee Subsidy</li> <li>The county through the Early Learning Coordinator provides professional development and quality enhancement support for providers</li> </ul> </li> <li>“In 2020 Bruce County Council approved a new General Operating Expense funding approach based on operator staffing FTE. This will ensure operators are receiving equitable funding to help support the stabilization of child care fees” (Bruce County, 2020).                              (Bruce County, 2019b; Bruce County, 2020; Grey County, 2019b; Huron County, 2019)</li> </ul>

Associated Provincial Framework/Legislation

The following provincial framework/legislation guide the work being carried out through the social programs, services and supports that affect children:

- Child Care and Early Years Act, 2014 (CCEYA)
- Ontario’s Renewed Early Years and Child Care Policy Framework (2017)

Selection of Local Services

**Child Care Services** includes daycare centres, nursery schools, as well as agencies that provide home visits by Registered Early Childhood Educators. The inventory includes 13 programs, organizations, and/or locations that provide these services.

**Parent/Child Programs** include centres and organizations that provide a space for parents and children to engage in a range of activities, educational and counselling services related to healthy child development, early learning and literacy programs for parents and their children, and specialized health care units. The inventory includes 20 programs, organizations, and/or locations that provide these services.

Programs and organizations focused on **Young Parents** provide free information and services to families needing extra support to help them have and raise healthy children. These include education centres, adolescent medicine units, adoption supports. Specific services in this category include:

- Educational workshops, seminars, and support groups
- Pregnancy and baby discussions with registered health professionals
- Support for mothers get out to appointments, get groceries, go for walks and link with resources in the community
- Parent support groups and training programs
- Life skills training for young families

The inventory includes 10 programs, organizations, and/or locations that provide these services.

### 3.3.2.2 Mental Health and Addictions

#### Strategies, Partnerships, and Initiatives – Mental Health and Addictions

Table 15 identifies the local strategies and partnerships targeted at addressing the needs of individuals suffering from mental health and addiction issues. The key strategies and partnerships include the Grey Bruce Community Drug and Alcohol Strategy, Grey Bruce Opioid Response Plan, the Canadian Mental Health Association Grey Bruce: Mental Health and Addiction Services, Social Research and Planning Council, Mental Health and Addictions Subcommittee, Huron Perth Mental Health & Addictions Network, Huron County Substance Misuse Working Group, Bruce Grey CSWB Plan, and the Huron County CSWB Plan. Relevant initiatives associated with each partnership and strategy are listed.

Table 15: Municipal Level Strategies, Partnerships, and Initiatives Related to Mental Health and Addictions

Strategy / Partnership Overview	Relevant Initiatives
<p><b>Grey Bruce Community Drug and Alcohol Strategy</b></p> <p>The Community Drug &amp; Alcohol Strategy receives funding from Grey County and Bruce County. CMHA Grey Bruce Mental Health and Addiction Services acts as the host agency and provides in-kind administrative support.</p>	<ul style="list-style-type: none"> <li>• Provide stronger community supports for people experiencing or at risk of experiencing substance-related harms.</li> <li>• Engage people of diverse backgrounds to inform policy and practice.</li> <li>• Promote appropriate practices for rural setting.</li> </ul> <p style="text-align: right;">(Govier, 2018)</p>
<p><b>Grey Bruce Opioid Response Plan</b></p> <p>The Opioid Working Group of Grey Bruce is a subcommittee of the Grey Bruce Community Drug and Alcohol Strategy</p>	<ul style="list-style-type: none"> <li>• Expand Naloxone distribution</li> <li>• Continue to promote public education</li> <li>• Collect regular data from emergency departments</li> <li>• Collect data on Indigenous-specific opioid related events</li> <li>• Strengthen municipal partnerships for emergency response planning</li> <li>• Maintain and circulate updated lists of available resources to support recovery from opioid-related incidents</li> </ul> <p style="text-align: right;">(The Grey Bruce Opioid Working Group, 2020)</p>
<p><b>The Grey Bruce We C.A.R.E Project</b></p>	<ul style="list-style-type: none"> <li>• Publishes mental health research and educational resources.</li> <li>• Provides information and mental health services and crisis supports.</li> </ul> <p style="text-align: right;">(The Grey Bruce We C.A.R.E Project, 2022)</p>

Strategy / Partnership Overview	Relevant Initiatives
<b>Social Research and Planning Council, Mental Health and Addictions Subcommittee</b>	<ul style="list-style-type: none"> <li>Published the report “Forward Together: An integrated approach to Mental Health and Addictions in Huron Perth.” (Social Research and Planning Council, 2021)</li> </ul>
<b>Huron Perth Mental Health &amp; Addictions Network</b> Comprised of local mental health and addictions services providers, inclusive of the Huron Perth Addiction & Mental Health Alliance (core of the Mental Health and Addictions Network).	<ul style="list-style-type: none"> <li>Engages in collaborative planning to address gaps in the mental health and addictions service system in Huron Perth. (Social Research and Planning Council, 2021)</li> </ul>
<b>Huron County Substance Misuse Working Group</b> Partners include the Huron County Health Unit, OPP, first responders, hospitals, physicians, frontline mental health and addiction services, education and local community groups.	<ul style="list-style-type: none"> <li>Implementation of the Opioid Drug Strategy. (Huron County Substance Misuse Working Group, 2019)</li> </ul>
<b>Bruce Grey CSWB Plan</b>	An action table is in the process of developing action plans to respond to issues associated with key indicators for: <ul style="list-style-type: none"> <li>Priority Risk Area #1: Addictions/Substance Use</li> <li>Priority Risk Area #2: Mental Health (The Municipalities of Bruce and Grey CSWBP Advisory Committee, 2020)</li> </ul>
<b>Huron County CSWB Plan</b>	Priority Area #3: Mental Health and Addictions <ul style="list-style-type: none"> <li>Social Development – Improve access to mental health and addiction services in Huron County.</li> <li>Prevention – Support the work of implementing initiatives in the Roadmap to Wellness to reduce barriers to access.</li> <li>Risk Intervention – Increase Mental Health and Addictions literacy/awareness.</li> <li>Incident Response – Optimize emergency response by enhancing supports for mental Health (Lewis, 2021)</li> </ul>

Associated Provincial Frameworks – Mental Health and Addictions

The following provincial frameworks guide the work being carried out through the social programs, services and supports that affect individuals experiencing mental health and/or addictions issues:

- Municipal Drug Strategy Coordinator’s Network of Ontario website for knowledge sharing and collaboration
- Roadmap to Wellness: A Plan to Build Ontario’s Mental Health and Addictions System (Ontario Ministry of Health, 2020)
- Huron Perth & Area Ontario Health Team (HPA-OHT)
  - OHTs are being introduced to provide a new way of organizing and delivering more integrated care. Under OHTs, health care providers (including hospitals, physicians, and home and community care providers) work as one coordinated team no matter where they provide care. In

2019, over 60 health partners in Huron Perth jointly submitted a successful application and the area was approved to become one of the 42 OHTs in the province. The HPA-OHT has identified mental health and addictions as one of three priority population groups in its initial operating plan.

- Community Safety & Well-being Planning Framework

#### Selection of Local Services – Mental Health and Addictions

Several relevant programs and organizations that support individuals suffering from mental health and addiction issues were identified in the inventory. These programs and organizations provide services across a number of different streams:

- Addiction Counseling/Treatment Services
- Addiction/MH Support Groups
- Child/Youth Mental Health Services
- Community Mental Health Services
- Psychiatric Hospital / In-person Crisis Resources

**Addiction and Mental Health Support Groups** includes groups such as Alcoholics Anonymous, Narcotics Anonymous, and Co-dependents Anonymous. It also includes emergency phone lines that individuals can use to access support and information during distress or crisis. There are further support groups available for a variety of physical and mental conditions, and significant stressful life events. The inventory includes 35 programs, organizations, and/or locations that provide these services.

**Child/Youth Mental Health Services** provide services, treatments, as well as educational and recreational opportunities for children and youth facing a variety of social, emotional, physical and cognitive challenges. The inventory includes 20 programs, organizations, and/or locations that provide these services.

**Community Mental Health Services** provides resources, collaboration and consultation to service providers, consumers, families and the legal system regarding information about mental health legislation and community treatment orders. The inventory includes 11 programs, organizations, and/or locations that provide these services.

The inventory includes one **Psychiatric Hospital** that services the MSB/Study Area - the Owen Sound Hospital. The Mental Health Services Department provides a full suite of services for people suffering from serious mental illness. Services include:

- Assessments and diagnosis;
- Inpatient psychiatric unit;
- Mental health nurse practitioner primary care program;
- Prevention and early intervention program for psychosis;
- Rapid access addiction medicine;
- Withdrawal management services; and
- Sexual assault and partner abuse care centre.

### 3.3.2.3 Domestic Violence

#### Strategies, Partnerships, and Initiatives – Domestic Violence

Table 16 identifies the local strategies and partnerships targeted at addressing the needs of victims of domestic violence. The key strategies and partnerships include Bruce Grey Child and Family Services, Violence Prevention Grey Bruce, Bruce Grey CSWB Plan, and the Huron County CSWB Plan. Relevant initiatives associated with each partnership and strategy are listed.

Table 16: Municipal Level Strategies, Partnerships, and Initiatives Targeted to Victims of Domestic Violence

Strategy / Partnership Overview	Relevant Initiatives
<b>Bruce Grey Child and Family Services</b> Responsible for protecting children against abuse; established the consolidation of Bruce and Grey Children’s Aid Societies.	Telephone line and intake for reported abuse against children and families, including emergency after hours service. (Bruce Grey Child and Family Services, 2018)
<b>Violence Prevention Grey Bruce</b> Coalition of 30 member organizations to prevent the occurrence of violence in Grey Bruce.	Key initiatives include: <ul style="list-style-type: none"> <li>• Conducting and publishing research on violence in the community</li> <li>• Engaging with diverse stakeholders to inform the work of violence prevention</li> <li>• Coordinating community services and developing a common agenda to prevent violence</li> <li>• Providing education and training</li> </ul> (Violence Prevention Bruce Grey, 2018)
<b>Bruce Grey CSWB Plan</b>	An action table is in the process of developing action plans to respond to issues associated with key indicators for: <ul style="list-style-type: none"> <li>• Priority Risk Area #3: Crime Prevention (inclusive of partner and domestic violence)</li> </ul> (The Municipalities of Bruce and Grey CSWBP Advisory Committee, 2021)
<b>Huron County CSWB Plan</b>	Priority Area #3: Domestic and Family Violence <ul style="list-style-type: none"> <li>• Social Development – Increase the understanding and awareness of domestic and family violence as an issue.</li> <li>• Prevention – Goal of having the vision for Child Welfare in Ontario widely accepted in Huron County.</li> <li>• Risk Intervention – Learn from and support domestic and family violence responses during times of disruption, particularly during pandemic and recovery.</li> </ul> (Lewis, 2021)

Associated Provincial Framework/Legislation – Domestic Violence

The following provincial framework/legislation guide the work being carried out through the social programs, services and supports that affect victims of domestic violence:

- Child & Family Services Act
- Community Safety and Well-being Planning Framework

Selection of Local Services – Domestic Violence

Several relevant programs and organizations that provide services to victims of violence through counselling and crisis lines, shelters, and victim support programs were identified.

**Counselling and Crisis Lines** provide crisis telephone and text line, emotional support, medical care and counselling for victims of recent sexual assault, adult survivors of sexual abuse and survivors of partner abuse. The inventory includes 11 programs, organizations, and/or locations that provide these services.



**Shelters for abused women** provide emergency accommodations and supports for women and children fleeing partner abuse. The inventory includes 3 programs, organizations, and/or locations that provide these services.

**Victim Support Programs** provide family court support, information to victims and their families, as well as assistance with finding housing, social assistance, medical and legal help. The inventory includes 22 programs, organizations, and/or locations that provide these services.

### 3.3.3 Key Challenges Facing Programs and Services

#### Challenges Identified by Knowledge Holders

During the interviews, knowledge holders identified a variety of challenges they currently face with respect to the populations they serve and the programs, services and supports they deliver/fund. Knowledge holders spoke about the impact of COVID-19 on staffing, commenting that it has resulted in staff burnout (e.g., care providers) and a shortage of staffing/volunteers (e.g., non-government organizations (NGOs), long term care, nurses).

- NGOs:
  - Competition for workers from Bruce Power Generating Station and the MCR Project has resulted in a loss of staff for NGOs who are unable to compete with the higher wages.
  - High cost of housing makes it challenging to recruit staff because the wages they are offering are not adequate to meet the needs of potential employees.
  - Interagency competition caused by variations in wages
  - Further staffing/volunteer shortages during COVID-19
  - Lack of capacity to gather data and access information that would support their efforts
- Hospitals:
  - Short staffed (even before COVID-19)
  - Staff burnout as result of COVID-19
  - Staffing shortages have resulted in having to assess each weekend if emergency departments can remain open
  - Closure of Clinton and Listowel obstetrics on weekends (reported November 11, 2021).
- Housing
  - Lack of affordable housing units
    - Employees/contractors for Bruce Power Generating Station and the MCR Project bought up any available housing, but even before the MCR Project was initiated, there was a shortage of affordable rental units
    - These shortages mean that women and children are having to stay in second stage housing/shelters longer
    - This leads to women having to stay in abusive relationships longer because there is no available space for them in the shelters
    - COVID-19 has made things worse with increased rates of domestic violence and death rates of battered women
  - Waitlists for housing are continuing to climb
- Women/Children Experiencing Domestic Violence
  - COVID-19 has had a greater impact on women than men
- Child Care
  - Insufficient number of child care spaces (waitlist is 900 and continues to climb; 800 spaces currently available)
  - Insufficient number of child care providers



- Child and Family Services
  - Difficulty recruiting and retaining staff
    - Often recruited from outside the area and tend to leave after a couple years
    - Do not have a strong sense of belonging to the area
  - Difficult to find foster parents
  - Increase in referrals once children went back to school after the COVID-19 lockdown
    - Seeing long-term impacts of COVID-19 on anxiety and health of children
    - Greatest percentage of referrals are linked to substance abuse and mental health related issues – There is a lot of binge drinking and meth addiction which leads to criminal behaviour and child neglect
      - While domestic violence generates the most investigations, it is not the primary reason for ongoing services
  - All social service providers are currently struggling with case loads
- Income Assistance
  - Increasing demand for assistance
  - Increasing pressure for additional mental health and addictions supports by clients receiving income assistance
- Addictions
  - Opioid crisis resulting in increase in overdoses and death
  - Lack of community inclusivity and belonging for certain individuals
  - COVID-19 has resulted in decreased ability for outreach/advocacy work and decreased opportunities for one-on-one contact in the community
- Long-term Care and Seniors Services (Bruce County)
  - Lack of services for seniors
  - Health care system is not friendly to seniors
  - Lack of staff and bed shortages in care facilities – further challenged by:
    - Increasing level of care required by clients (stay home longer and enter care facilities sicker and with later disease progression)
    - Increasing number of dual diagnosis clients (e.g., combination of developmental disability + physical health condition + aging + dementia and/or other chronic diseases)
    - 24/7 services required because of the high needs
    - Seniors who are low income require subsidized beds. These beds are in high demand and there is not enough to meet the need. Seniors who cannot afford to pay for a bed or who cannot access a subsidized bed in the community (e.g., retirement home) are placed in long term care facilities. This is not the best place for them (e.g., mixing healthy and unhealth seniors); they would be better served elsewhere.

### Challenges Identified in Key Documents

Social programs and services are challenged by limited system resources (e.g., child care spaces, supportive housing) and human resources.

- Low Socio-Economic Status
  - Serving the needs of low socio-economic status populations has put increasing pressure on the funding for, and the availability of, services, such as social housing. Currently, the demand for social housing exceeds availability. As such, many households remain on housing waitlists. In 2020, 639 households were on the housing waitlist for Bruce County, while the waitlist for Grey County had 1040 households (The Municipalities of Bruce and Grey CSWBP Advisory Committee, 2021). In 2019, 448 household were on the housing waitlist for Huron County (Huron County, 2019).

- There has also been a trend of increasing need for social supports provided by various organizations, which puts pressure on the capacity and staffing needs of these organizations. As examples of the current landscape, in 2019-20 there were 518 Ontario Works cases for financial assistance in Bruce County and 1,294 in Grey County (The Municipalities of Bruce and Grey CSWBP Advisory Committee, 2021). In Bruce Grey there were also 1,557 referrals made by Community Connection, 211 Central East Ontario in response for utility assistance inquiries.
- With an aging population, municipal governments are also under increasing pressure to ensure that seniors have access to appropriate housing and mobility options and have opportunities for social participation (WSP, 2021).
- Children and Families:
  - In seeking to support families with children, the ability to provide child care at affordable rates is a key challenge. This challenge may have a pronounced impact on low income and single parent households, who have the greatest need for child care services (Bruce County 2019, Grey County, 2019; Huron County Social and Property Services, 2019).
  - Despite the high cost of child care, wages for child care professionals remain low, making it difficult for facilities to hire and retain staff, which ultimately limits the capacity of child care service delivery (Bruce County, 2019; Grey County, 2020)
  - Child care facilities must also make efforts to ensure that their services and programming are inclusive (Bruce County 2019, Grey County, 2019; Huron County Social and Property Services, 2019).
  - Across Ontario and the study regions, pressures in child care availability due to limited child care spaces are substantial, resulting in extensive wait lists. In 2019 there were 1,052 children on child care waitlists in Bruce County, 1,531 in Grey County (The Municipalities of Bruce and Grey CSWBP Advisory Committee, 2021) and 525 in Huron County (Huron County Social and Property Services, 2019).
- Mental Health and Addictions
  - Service capacity and accessibility are an important challenge for mental health and addictions services within the Study Area. In some areas there is limited access and long wait times for mental health and addictions support (Grodzinski & Fast, 2021). This challenge has emerged despite a proliferation of services delivered by various organizations (in response to new funding to address a notable decrease in mental health as a result of the pandemic). As such, there is a need to enhance service coordination and facilitate the ability of individuals to navigate the service system (Grodzinski & Fast, 2021; Govier, Leffley, Huffman, Sherazy, 2018).
  - Approaches to service-related decision-making, which incorporate input from individuals with lived experience, are desired to enhance the effectiveness of strategies to systematically address addictions and substance abuse issues (Govier, 2018).
- Victims of Domestic Violence
  - Incidents of domestic violence are increasing, placing greater demands on resources for shelters and support services households (The Municipalities of Bruce and Grey CSWBP Advisory Committee, 2021). The isolation measures associated with the COVID-19 pandemic have resulted in increased rates of domestic violence (Lewis, 2021), which may place additional pressures on service availability.
  - There are also capacity-related challenges in ensuring that educational resources on domestic and sexual violence get out to communities to promote awareness (Violence Prevention Bruce Grey, 2018).

### 3.3.4 Current and Future/Planned Initiatives

During the interviews, knowledge holders identified a number of initiatives that are underway or planned for the near future.

- Long Term Care and Seniors Services (Bruce County)
  - Aiming to enhance service systems so that they can provide a high standard of care through:
    - Implementation of the butterfly model of care<sup>15</sup>
    - Accreditation of long term care homes
    - Increased use of technology and innovations to support care
  - Aiming to participate in all appropriate tables so that they can be an advocate/voice of seniors and represent their needs
    - Currently sit on a number of tables (e.g., Grey Bruce Ontario Health Team, Grey Bruce Long Term Care Committee)
- Women's Shelter
  - Recently initiated a human trafficking program for those at risk
- Department of Human Services (Bruce County)
  - As result of a recent departmental re-organization, created a new Business and integration Services division
  - Working to modernize service delivery by providing more online self-service processes (e.g., apply online instead of by phone or in person)
  - Working towards a more integrated approach to service delivery that support breaks down silos, links programs, and coordinates service delivery
  - Being asked by Council to decrease waitlists (as there is an increase in demand for services).
    - In the process of determining what this would cost – need to determine the level of service that can be provided from a cost perspective
- Child and Family Services (Grey Bruce)
  - Working with Indigenous board members, Saugeen First Nation and Chippewas of Nawash to build meaningful relationships
  - Working with Saugeen First Nation and Chippewas of Nawash to determine if they have the capacity to take on devolved services
    - Saugeen First Nation determined it is too small to take on child and family services
      - Entered into an agreement with them such that if a child needs to be removed from their home, they remain on the reserve
    - Chippewas of Nawash still to be determined
  - Working on a newer model of service – signs of safety – to enhance family engagement and increase buy-in and transparency
  - Working to expand the mandate of the Equity Committee to include the needs of African Canadians, LGBTQ2+ individuals, and youth
- Community Living
  - Creation of a new agency (hub) that will provide administrative supports to all their Community Living offices through the merging of services such as payroll, administration and property management

---

<sup>15</sup> The Butterfly Model™ is a social interaction model that has been implemented in numerous homes in Europe, Australia, the US and Canada. The outcome of emotional well-being is achieved through positive social interactions between those living with dementia and staff who care for them. The effect of well-being is experienced by both. This model represents a care approach that responds to people in a human, dignified way rather than in an objectified manner.

- Social and Property Services (Huron County)
  - Working toward the creation of a dispersed model for supportive housing – currently only have a cold-weather shelter but they are looking for more permanent housing supports and funds - will approach Council
  - Ontario Works is in the midst of transforming their employment services to include centralized intake and document management
  - Within children's services shift toward electronic document management and online registration that would allow parents to see if there is space in programs
  - Looking at other online initiatives to see how they can provide better services for their clients (i.e., increase access)
- Library Services (Huron County)
  - Looking at changing opening/closing hours to better meet the needs of people (roll out of new hours in 2022)
  - Looking into virtual access, apps, e-books, self-checkout, book locker
- South Grey Bruce Health Centre
  - CT scanner planned for Kincardine
    - Currently people from Kincardine have to go to Walkerton for CT scans which can be problematic. Care ends up being delayed if a nurse needs to travel in the ambulance with the patient.
  - Kincardine Hospital is going to be expanding.
    - There are plans for a new and much larger emergency department that has enhanced imaging capabilities.
    - The existing decontamination room will be expanded to ensure the needs of BP are met – working closely with them

## 4 Relevant Project Characteristics

In the context of the *Vulnerable Populations* and *Social Programs* studies, the relevant Project characteristics relate to the workforce numbers/characteristics for each phase, where the workforce may originate/reside, and the significance of those numbers or degree of change relative to existing conditions. Key Project characteristics are summarized below in terms of workforce and housing.

### 4.1 Project Workforce

The *Community Studies Planning Assumptions* (Confidential) (NWMO, October 2021) describes the labour workforce projected for the Project by three phases and location (on- or off-site). Table 17 (NWMO, October 2021) describes the workforce associated with the Project phases.). The *Labour Baseline Study* and *Workforce Development Study* (Keir Corp., 2022a, 2022b) conclude that the direct labour force requirements of the Project are relatively modest in relation to Bruce Power’s Major Component Replacement (MCR) Project/the Bruce Power Generating Station, and occur in stages, synchronized with the key phases of the Project.

Table 17: Workforce by Project Phase

		NWMO Staff	Surface Trades	Underground Trades	Total
On-site	Pre-construction (2028)	20	-	-	20
	Construction (2033)	40	300	130	470
	Operations (2043)	510	10	60	580
Off-site	Pre-construction (2028)	180	-	-	180
	Construction (2033)	170	-	-	170
	Operations (2043)	120	-	-	120
Total	Pre-construction (2028)	200	-	-	200
	Construction (2033)	210	300	130	640
	Operations (2043)	630	10	60	700

Source: NWMO (October 2021)

#### Pre-construction (2028) – Centre of Expertise

Pre-construction is characterized by the in-moving of NWMO staff to the community from their current office location in Toronto. This phase of the Project will be closely associated with permitting and licensing activities and it also will involve both on-site and off-site initiatives. In the latter case an office and Centre of Expertise will be made operational. The NWMO workforce strategy will entail a combination of new employee hires and relocation of existing employees. These 200 workers would have medium to high incomes.

Construction (2033) and Operations (2043+)

In subsequent phases of the Project, replacement and new additional NWMO staff can be potentially sourced from the Regional<sup>16</sup>, Local<sup>17</sup> or Core<sup>18</sup> Study Areas as defined in the *Housing Needs and Demand Analysis* and *Workforce Development* studies (Keir Corp., 2022c, 2022b).

## 4.2 Population Projections

The MSB (metroeconomics, 2022) prepared base case ('without the Project') population projections for five local municipalities. A corresponding set of incremental 'anticipated Project effects' projections was also prepared (metroeconomics, 2022) utilizing MSB Project-related growth targets. As shown in Table 18, these projections indicate that, in the base case (without the Project), the total population of the combined area<sup>19</sup> of the MSB, the Township of Huron-Kinloss, the Municipality of Brockton, the Township of North Huron, and the Municipality of Morris-Turnberry will be 46,390 by the year 2046 (a growth of 13,060 people). When growth associated with the Project is incorporated (refer to Table 18), it is projected that the population of these five municipalities could be 48,190 by the year 2046 (a growth of 14,860 people, with an incremental additional growth of 1,800 people from the Project) (metroeconomics, 2022).

Table 18: Base and Impact Case Population Projections, 2021-2046

		2021		2031		2041		2046	
		Base Case	Impact Case	Base Case	Impact Case	Base Case	Impact Case	Base Case	Impact Case
South Bruce		6,250	-	7,420	7,620	8,400	9,040	8,760	9,540
Other Core Area Municipalities	Sum of Other Core Area	27,080	-	32,030	32,230	36,120	36,760	37,630	38,650
Total Core Area		33,330	-	39,450	39,850	44,520	45,800	46,390	48,190

Source: metroeconomics (2022)

The *Labour Baseline Study* and *Workforce Development Study* (Keir Corp., 2022a, 2022b) note that:

- The proposed Project is located in the midst of a large capable labour pool. At a regional level this is one of the largest most advanced labour pools in the country. It is also home to a number of companies that form part of the supply chain for the nuclear industry across Ontario, and further afield.
- Therefore, at a broad level the size and qualifications of the labour pool within the *Labour Baseline* and *Workforce Development Study* Areas are sufficient to meet the needs of the Project. The Study Areas collectively can meet almost all the needs for labour and goods and services required by the Project. The

<sup>16</sup> The Regional Study Area for the *Workforce Development Study* includes the Counties of Bruce, Grey, Huron, Perth, Wellington, Oxford and Middlesex and the Region of Waterloo. This area lies within a one and half to two-hour drive time of the potential Project site and is home to a large portion of the supply chain companies for the Bruce Nuclear Plant and its associated Major Component Replacement (MCR) Project. Additionally, it is home to many of the workers associated with the Bruce Nuclear Station during refurbishment and almost all the workers associated with plant operations.

<sup>17</sup> The Local Study Area for the *Workforce Development Study* and the *Housing Needs and Demand Analysis Study* steps down from the Regional Study area and focusses on the municipalities surrounding the MSB (i.e., Huron-Kinloss, Brockton, Kincardine, Saugeen Shores, Arran-Elderslie, West Grey, Hanover, Minto, Howick, Morris-Turnberry, North Huron, Ashfield-Colborne-Wawanosh) as well as South Bruce itself. All parts of the Local Study Area are within a one-hour drive of the potential Project Site.

<sup>18</sup> The Core Study Area for the *Workforce Development Study* and the *Housing Needs and Demand Analysis Study* steps down from the Local Study Area and focuses on the municipalities of South Bruce, Huron-Kinloss, Brockton, North Huron and Morris-Turnberry. These five communities are closely intertwined through social/cultural, economic and political relationships.

<sup>19</sup> The metroeconomics projections include five of the municipalities that are part of the Study Area for the *Vulnerable Populations and Social Programs* studies, but do not include the Municipality of Kincardine, Municipality of West Grey, Township of Howick, Township of Ashfield-Colborne-Wawanosh, or Town of Minto.



one exception is for mining expertise and underground trades which may potentially have to be sourced from other areas in Ontario.<sup>20</sup>

- Bruce Power is the biggest economic engine in the area and is currently in the midst of its Major Component Replacement (MCR) Project, which will secure operation of the Generating Station until 2064. The MCR Project value is \$13 billion and having started in 2016 it is scheduled for completion in mid-2033 when work wraps up on reactor 8. Bruce Power estimates that the MCR Project will support an estimated 5,000 direct and indirect jobs annually with approximately 1,600 on-site. Moreover, they further estimate in the Bruce, Grey, and Huron Counties combined, the MCR Project could support 400 direct jobs from suppliers and 3,000 jobs overall.
- Bruce Power estimates that 25% of the trades people employed on the MCR Project reside within commuting distance of the Generating Station. These tradespeople would therefore likely be available to work on the construction of the Project.

In summary, there is a large and capable skilled workforce available regionally for the construction and operations phases of the Project. A number of NWMO workers will move to the area during pre-construction, though NWMO has a number of staff living in the local/regional area already. While there may be in-migration of workers during the construction and operations phases, the overall change in population resulting from the Project in comparison to the regional baseline population is relatively small. However, the distribution of the workforce in the MSB and neighbouring communities has important social and economic implications.

### 4.3 Housing Considerations

The MSB (metroeconomics, 2022) prepared base case ('without the Project') projections for housing for five municipalities. A corresponding set of incremental 'anticipated Project effects' projections was also prepared (metroeconomics, 2022). As shown in Table 19, these projections indicate that, in the base case (without the Project), the total number of dwellings in the combined area<sup>21</sup> of the MSB, the Township of Huron-Kinloss, the Municipality of Brockton, the Township of North Huron, and the Municipality of Morris-Turnberry will be 17,640 by the year 2046 (a growth of 4,610 dwellings). When growth associated with the Project is incorporated (refer to Table 19), it is projected that the number of dwellings in these five municipalities would be 18,240 by the year 2046 (an incremental additional growth of 600 dwellings from the Project) (metroeconomics, 2022).

Table 19: Base Case and Impact Case Housing Projections, 2021-2046

	2021		2031		2041		2046	
	Base Case	Impact Case	Base Case	Impact Case	Base Case	Impact Case	Base Case	Impact Case
South Bruce	2,360	-	2,850	2,920	3,200	3,400	3,300	3,550
Other Core Area Municipalities	10,670	-	12,450	12,520	13,840	14,060	14,340	14,690
Total Core Area	13,030	-	15,300	15,440	17,040	17,460	17,640	18,240

Source: metroeconomics (2022)

The following observations from the *Housing Needs and Demand Analysis Study* (Keir Corp., 2022c) are also relevant for the *Vulnerable Populations and Social Programs* studies:

<sup>20</sup> The topics of mining expertise and underground trades can be further explored in a future study / during the Impact Assessment process if the Project is located in the South Bruce Area, when there may be a better understanding of where the workforce for underground operations may come from.

<sup>21</sup> The metroeconomics projections include five of the municipalities that are part of the Study Area for the *Vulnerable Populations and Social Programs* studies, but do not include the Municipality of Kincardine, Municipality of West Grey, Township of Howick, Township of Ashfield-Colborne-Wawanosh, or Town of Minto.



- The MSB wishes to grow its compliment of occupied housing by attracting workers and their families associated with the Project to take up residence in the Municipality. MSB and NWMO are currently exploring options to that end.
- Other nearby municipalities are also interested in attracting a portion of the Project workforce to reside in their communities.
- Current and potential housing availability across the Local Study Area<sup>22</sup> as a whole is substantial. Many of the municipalities in the area are planning for growth, and as such home buyers with a few exceptions have an extensive landscape to shop in.

---

<sup>22</sup> The Local Study Area for the *Housing Needs and Demand Study* focusses on the municipalities surrounding the MSB (i.e., Huron-Kinloss, Brockton, Kincardine, Saugeen Shores, Arran-Elderslie, West Grey, Hanover, Minto, Howick, Morris-Turnberry, North Huron, Ashfield-Colborne-Wawanosh) as well as MSB itself.

## 5 Preliminary Analysis/Effects Assessment

Knowledge holders and DPRA, as subject matter experts, identified a number of potential positive and negative effects that might occur as a result of the Project. Many of the identified potential effects focus on workforce and housing. As noted in Section 4, the *Labour Baseline Study* and *Workforce Development Study* findings report there is an existing large and capable skilled workforce available regionally for the construction and operations phases of the Project as a result of Bruce Power's MCR Project. While there may be in-migration of workers during construction and operations phases of the Project, the overall change in population relative to the regional baseline population is relatively small. Hence, it is not expected that the Project will result in the extent of positive or negative effects on vulnerable populations and social programs that may have been anticipated by the knowledge holders, many of whom were not aware of the specific Project characteristics. However, given the current pressures and challenges being experienced in the Study Area as a consequence of factors such as Bruce Power's MCR Project (refer to Section 4), the pandemic (refer to Section 3.1) and the resulting migration of people to the area from the Greater Toronto Hamilton Area and other parts of southern Ontario which has resulted in a dearth of affordable housing in the Study Area (refer to *Housing Needs and Demand Analysis Study*, Keir Corp. 2022c), it is likely that any additional population growth (baseline and Project-specific) may add further pressure to the existing circumstances experienced by vulnerable populations and social programs and services.

### 5.1 Potential Positive Project Effects

Potential positive effects that might be experienced by vulnerable individuals and/or social programs, services and supports as a result of the Project, were identified. The potential positive effects may occur throughout the pre-construction, construction, and operations phases of the Project, while becoming more pronounced as the Project progresses (as a result of cumulative population growth and maturation of initiatives associated with the Project). The exception is supportive housing, which is only applicable upon completion of the Construction phase.

#### Potential Positive Effects

Identified positive effects as well as their link to vulnerable populations and social programs are listed below:

- Population growth will result in an increased municipal tax base and economic prosperity, increased funding for social programs, enhanced community sustainability and a more vibrant community (e.g., increase in multiculturalism; more community involvement, e.g., taking part in library activities)
- The Project will provide employment opportunities with higher paying wages for community members
  - This may result in families staying together and the retention of families and youth in the Study Area, as residents do not have to leave the community to look for employment elsewhere
  - If youth stay in the Study Area and begin a family, their partners and children may be interested in working for/volunteering for local social program and service providers
- If NWMO employees/contractors move into South Bruce and surrounding communities, they will bring their families with them, which will result in a larger pool of individuals for local organizations providing social programs to hire from and recruit volunteers
- Increase in employment opportunities may lead to a reduction in child and family service issues which may result in less pressure on service providers and more time to serve other clients
- Opportunity for NWMO to partner with local school boards, colleges and training organizations to enhance the education and skills levels of youth so they can obtain employment at the Project (refer to Keir Corp., 2022b), which may reduce poverty in the Study Area

Additional relevant potential positive effects of the Project relevant to vulnerable populations or social programs identified in other community studies (e.g., *Housing Needs and Demand Analysis Study* (Keir Corp. 2022c), *Infrastructure Baseline and Feasibility Study* (Morrison Hershfield, 2022b) include:

- One of the preliminary options being considered for the Project is a Project-affiliated campus development that offers both temporary accommodation and training facilities to build and evolve workforce capabilities. It could be linked to the NWMO's off-site office and the Centre of Expertise. These could in the future be converted to supportive housing (e.g., affordable, long-term care/retirement homes) (see Section 6.2: Option 3, below)
- Improvements in telecommunications infrastructure (e.g., fibre optics cable) required for the Project would benefit all residents (i.e., more opportunities for virtual services and fewer transportation challenges associated with in-person service provision)

Some knowledge holders did refer to Bruce Power's MCR Project and the effects it has had on the local communities, noting they would expect to see similar effects occur if the Project were to be located in South Bruce. Additionally, knowledge holders spoke about the importance of early planning to capitalize on potential positive effects that may be associated with the Project.

## 5.2 Potential Negative Project Effects

Potential negative effects that might be experienced by vulnerable individuals and/or social programs, services and supports as a result of the Project, were identified. The potential negative effects may occur throughout the pre-construction, construction, and operations phases of the Project, while becoming more pronounced as the Project progresses (as a result of cumulative population growth and maturation of initiatives associated with the Project).

### Potential Negative Effects

Identified potential negative effects as well as their link to vulnerable populations and social programs are listed below:

- Increased cost of living as a result of more higher-paying jobs
  - A greater number of higher-paying jobs may result in growing divide between the “haves” and “have nots”
  - For example, schools closer to Bruce Power are thought to have better programs than those further away – creating social divisions
- Influx of new residents with great spending power will result in continued increases in housing prices and decreases in availability
  - Because of housing costs, low-income residents may not be able to afford to stay in the area even if they have employment
  - If residents have to move to find more affordable housing/lower cost of living, they may not have the transportation necessary (and no public transit) that would allow them to continue to work in their current job
  - Increased rates of homelessness/couch surfing
- Increase in multicultural/diverse residents (NWMO staff/contractors and families) requires the provision of culturally appropriate services and supports that may not currently exist
  - May encounter Children and Family Services issues that staff are not trained/equipped to address (e.g., child protection issues in which the underlying problem is trauma (for example, from a war-torn country))
- Further challenges for service providers, particularly NGOs, to recruit and retain skilled employees due to competition with the Project
- Increased pressure on social and health services already beyond capacity (e.g., family doctors, seniors' services) may result in decreased access for some vulnerable populations
- Increased demand across the children's services sector for special needs programming, childcare spaces, children's programming, and before and after school programs

- Increased demands on library staff and increased use of digital services provided by the libraries which will drive up the cost (i.e., libraries pay per use)
  - Staff may not have the time available to deliver or support programming in the libraries
  - Libraries may have to pass along increased costs to users<sup>23</sup>
- Concerns about potential accidents, malfunctions or environmental contamination affecting the local area as well as the Great Lakes may lead to increased anxiety levels among some residents, especially farmers and those with existing mental health problems; and /or stigma for some residents or businesses in close proximity to the potential Project site

Some knowledge holders spoke about the importance of early planning to address any potential negative effects from the Project.

### 5.3 Summary of Potential Effects

In summary, a number of potential positive and negative effects associated with the Project and relevant to vulnerable populations and social programs were identified. The potential positive effects on vulnerable populations and/or social programs resulting from the Project include:

- Increased employment opportunities;
- Increased pool of potential employees and volunteers;
- Increased municipal tax base/ funds for social programs;
- Enhanced community sustainability and a more vibrant community (increased multiculturalism and community involvement);
- Reduced pressure on service providers and programs due to decreased child and family services issues as a result of increased employment;
- Increased opportunities for academic and training partnerships;
- Future supportive housing opportunities; and
- Enhanced telecommunications infrastructure.

The potential negative effects related to potential effects the Project on vulnerable populations and/or social programs include:

- Increased cost of living;
- Increased divide between the 'haves' and have nots';
- Decreased availability and affordability of housing;
- Increased need for culturally appropriate services and supports that may not currently exist;
- Increased competition for employees;
- Increased pressure on community services and supports that are already operating at or beyond capacity;
- Increased pressure on social programs and increased costs (e.g., for libraries);
- Lack of ability to sustain indirect and induced services; and
- Anxiety about possible Project accidents, malfunctions or environmental contamination for some residents

---

<sup>23</sup> It is noted that the MSB-led *Effects on Recreational Resources Study (Tract, July 2022)* has detailed discussion of South Bruce libraries and potential effects of the Project as well as future population growth without the Project.

It is important to note that knowledge holders might not have been aware of the relevant Project characteristics (see Section 4.1 Project Workforce, 4.2 Population Projections, 4.3 Housing Considerations), and some knowledge holders were basing the potential effects on their experiences with Bruce Power's MCR Project which is significantly larger in scope. As a result, the potential effects they identified may not be applicable/fully applicable to the Project (e.g., because there is already a large and capable skilled workforce available regionally for the Project's construction and operations phases, it is unlikely that the cost of living will increase significantly due to an influx of new workers taking on higher paying jobs).

## 6 Options Assessment

### Note to Reader

This section provides an overview of possible options to mitigate negative consequences or to enhance positive outcomes. They are presented by the authors to foster discussion only. They do not represent commitments or actions for the NWMO, the Municipality of South Bruce, or other parties. The final decisions on actions and commitments will be made at a future date.

### 6.1 Overview of Options

As described in Sections 4 and 5, because there is an existing large and capable skilled workforce available regionally for the construction and operations phases of the Project as a result of Bruce Power's MCR Project, it is expected that the overall change in population relative to the regional baseline population would be relatively small. As such, it is not anticipated that the Project would result in a significant increase in pressure on vulnerable populations or existing social programs and services in the Study Area. That being said, as noted in Section 3, there are currently a number of challenges in the Study Area:

- Vulnerable populations: For example, high cost of living; lack of affordable, accessible and supportive housing; lack of transportation to access services; inability to take advantage of employment opportunities due lack of required education and skills; stigma as a result of living in poverty; lack of accessible mental health and addiction services; lack of safe spaces for women and children);
- Social program and service providers: For example, lack of qualified staff; lack of child care spaces; increasing demand for social assistance, mental health and addiction services, and domestic violence supports; high social service caseloads; limited opportunities for community outreach due to COVID).

Consequently, given the existing conditions of vulnerable populations and the increased demands being placed on social programs, it is possible that Project (combined with anticipated baseline growth) could result in some effects, albeit relatively small, on these populations and on programs in relation to the current state (e.g., increasing demand on childcare spaces, mental health and addictions services, library services).

It is also important to note, as outlined in Section 4, that the overall change in population resulting from the Project relative to the regional baseline population is relatively small; the majority of change will be due to projected baseline growth (i.e., not attributable to the Project). As such, it will be the responsibility of the MSB and other local/regional partners to address the existing conditions that affect vulnerable populations and social programs. That being said, there are opportunities for NWMO, the MSB and others to improve and enhance the existing and projected conditions of vulnerable populations and social programs, services and supports. Potential options are considered for enhancement of possible positive effects (strengthening of positive effects) and mitigation of possible negative effects (minimizing or managing risk associated with negative effects). Based on the identified potential effects (and relevant effects identified in other community studies), those effects considered most material from a Project commitment perspective form the basis of the options presented below. It is important to note that most, if not all enhancement and mitigation options will require partnerships between the NWMO, the MSB and specific local/regional stakeholders/service providers to ensure the options are meeting the needs of vulnerable / general populations and the organizations providing services and programs. Opportunities for the NWMO to take part, when appropriate, in existing tables/committees/work groups, may help support the development and sustainability of these community partnerships.

The options presented in Section 6.2 are based on:

- Discussions with knowledge holders;
- Subject matter expertise of DPRA;
- Discussions with the NWMO and the MSB peer review team;
- A review of NWMO's recent annual reports, brochures, and engagement documents (referenced below); and
- A review of recent Bruce Power annual and sustainability reports that outline the various initiatives it has implemented to contribute to community well-being or to address community concerns identified through its materiality assessment (Bruce Power, 2021a; Bruce Power 2021b; Bruce Power, 2019; Bruce Power, n.d.).

## 6.2 Specific Options

Details on each of four specific options are described, including the assessed need for each option, along with tables that highlight the factors for consideration and the responses to those factors, as appropriate and when possible. If the Project is located in South Bruce, NWMO can refine these options based on a further materiality assessment in the context of potential effects/needs and the priorities of NWMO, MSB and other stakeholders.

The four options summarized in Tables 20 to 23.

- Option 1: Creating an NWMO CSR Program Stream with a Focus on Vulnerable Populations and Social Programs and Services
- Option 2: Creating a Participatory Social Monitoring Program
- Option 3: Temporary Accommodations that Could be Converted into Supportive Housing
- Option 4: Creating a Child Care Centre in Centre of Expertise

The NWMO is committed to being strong corporate citizen; however, the options put forward cannot be the sole responsibility of the NWMO, but rather, require partnerships with the MSB and other local/regional organizations to implement.

**Option 1: Creating an NWMO CSR Program Stream with a Focus on Vulnerable Populations and Social Programs and Services** The NWMO creates a strategic and responsive Corporate Social Responsibility (CSR) Program with a vulnerable populations and social programs /services stream focused on:

- a) NWMO participating in existing/future social forums (e.g., working groups, Advisory Committees, task forces that address issues such as food security, housing, mental health and addictions, domestic violence, children's services, seniors services) when appropriate;
- b) Donations to local and regional NGOs/charitable organizations (e.g., food banks, shelters, community gardens);
- c) Sponsorship of local and regional NGOs/charitable organizations (e.g., seniors organizations, youth programs, afterschool programs) through funding available to support the operation of social programs; and
- d) STEM scholarship programs and summer student programs that support low income youth and adults in pursuit of post-secondary education or skills/trade training (This should be coordinated with the 'Passive Investment' and 'Incubate and Cultivate' options and potential examples identified in the *Workforce Development Study* (Keir Corp. 2022b) and the options presented in the *Local/Regional Education Study* (DPRA, 2022).

It is anticipated that Option 1 would begin in the near-term pre-construction phase (2023-2032) and continue through construction / mid-term (2033-2042) and operations / long-term (2043 and beyond).



Option 1 aligns with the following MSB Guiding Principles:

- #16: “The NWMO will implement the Project in a manner that promotes diversity, equality and inclusion.
- #32: “The NWMO, in consultation with the Municipality and other local and regional partners, will prepare a strategy to ensure there are sufficient community services and amenities, including health, child-care, educational and recreational facilities, to accommodate the expected population growth associated with hosting the Project in South Bruce.”

For example, to fulfill these Principles with respect to vulnerable populations and social programs:

- NWMO could work with social service providers, as a component of the CSR program, to identify areas for donations, funding programs and scholarships.
- NWMO could participate in forums, as appropriate, to identify vulnerable populations and social programs in which they could provide strategic supports.

**Table 20: Option 1 - Creating an NWMO CSR Program Stream with a Focus on Vulnerable Populations and Social Programs and Services**

Factors	Response
Ease of implementation (demonstrated success on other projects, if applicable)/degree of complexity	<ul style="list-style-type: none"> <li>• Implementation dependent on the interest of service providers task forces/action groups for NWMO to participate</li> <li>• Scholarships - determine eligibility requirements, number of scholarships per year, amounts</li> <li>• Create application processes for scholarships and NGO/charitable organization funding programs</li> <li>• Low – medium degree of complexity, leverages existing mechanism(s) the NWMO and/or municipalities already have in place</li> </ul>
Degree of effectiveness or conditions for effectiveness as per understanding of community needs and aspiration(s)	<ul style="list-style-type: none"> <li>• Participation in forums may increase NWMO’s understanding of issues affecting vulnerable populations and the provision of social programs, and may identify ways in which NWMO can provide supports (financial and in-kind) through donations and sponsorships</li> <li>• Provides an opportunity for NWMO to support the work carried out by organizations that assist vulnerable populations</li> <li>• Addresses need for local youth and adults to obtain further education and training in order to be able to take advantage of job opportunities with NWMO or other local businesses</li> <li>• Provides an opportunity for NWMO to create and strengthen partnerships with community organizations</li> </ul>
Cost (if known)	<ul style="list-style-type: none"> <li>• To be determined</li> </ul>
Ability for NWMO and/or the Municipality of South Bruce to implement vs. need to involve other responsible authorities	<ul style="list-style-type: none"> <li>• NWMO would need to work with MSB, social forums, local service providers and academic/training institutions to identify and help establish potential opportunities to support vulnerable populations and social programs</li> </ul>

**Option 2: Creating a Participatory Social Monitoring Program** The NWMO creates a Participatory Social Monitoring Program with MSB, local and regional social service providers and representatives from academic/training institutions. The program could support research on the identification of best practices in the area of participatory social monitoring with the goal of finding new ways to involve stakeholders in the process of gathering and analyzing social monitoring data. More specifically, the program would provide an opportunity for stakeholders to identify relevant indicators that are already being tracked by service providers or others, to work together to identify additional social indicators that could be monitored to understand potential effects of the Project on vulnerable populations and the operation of social programs, and to address the issue of attribution of effects (i.e., are the effects the result of the Project and/or other factors?). The program would contribute to understanding potential future vulnerable populations and social programs and services streams of the NWMO CSR Program.

It is anticipated that Option 2 would begin in the near-term pre-construction phase (2023-2032) and continue through construction / the mid-term (2033-2042) and operations / long-term (2043 and beyond).

Option 2 aligns with the following MSB Guiding Principles #10, #16 and #32:

- #10: “The NWMO will identify the potential for any positive and negative socio-economic impacts of the Project on South Bruce and surrounding communities and what community benefits it will contribute to mitigate any potential risks.”
- #16: “The NWMO will implement the Project in a manner that promotes diversity, equality and inclusion.
- #32: “The NWMO, in consultation with the Municipality and other local and regional partners, will prepare a strategy to ensure there are sufficient community services and amenities, including health, child-care, educational and recreational facilities, to accommodate the expected population growth associated with hosting the Project in South Bruce.”

For example, to fulfill these Principles with respect to vulnerable populations and social programs, NWMO could ask social service providers, academic/training representatives and persons with lived experience (PWLE)<sup>24</sup> to participate in the Participatory Social Monitoring Program. Participants could guide the collection and analysis of social monitoring data and support the development of strategic plans to identify and mitigate Project-related social effects and to strengthen Project benefits with respect to vulnerable populations and social programs.

Table 21: Option 2 - Creating a Participatory Social Monitoring Program

Factors	Response
Ease of implementation (demonstrated success on other projects, if applicable)/degree of complexity	<ul style="list-style-type: none"> <li>• Implementation dependent on the interest of key stakeholders</li> <li>• Participation could take various forms, depending on the degree of engagement preferred by key stakeholders</li> <li>• Low degree of complexity; a participatory framework may need to be developed, which would leverage existing mechanism(s) the NWMO and/or municipalities already have in place where possible</li> </ul>
Degree of effectiveness or conditions for effectiveness as per understanding of community needs and aspiration(s)	<ul style="list-style-type: none"> <li>• Improves NWMO’s understanding of best practices in the area of participatory social monitoring and identifies new ways for NWMO to involve stakeholders in the process of gathering and analyzing social monitoring data</li> <li>• Provides a forum for identifying existing and new social indicators to be monitored</li> </ul>

<sup>24</sup> In this context, persons with lived experience are defined as members of vulnerable populations and/or individuals who have participated in, or are the target population of, social programs.

Factors	Response
	<ul style="list-style-type: none"> <li>• Can provide a mechanism to understand/monitor any expected or emerging potential adverse effects related specifically to the Project, and more generally in the Study Area</li> <li>• Provides an opportunity for NWMO to create and strengthen partnerships with local/regional service providers.</li> <li>• Provides an opportunity for the NWMO to increase it's understanding of issues affecting vulnerable populations (e.g., poverty, homelessness, unemployment) and social programs, and may identify ways in which NWMO can provide supports (financial or in-kind).</li> </ul>
Cost (if known)	<ul style="list-style-type: none"> <li>• To be determined</li> </ul>
Ability for NWMO and/or the Municipality of South Bruce to implement vs. need to involve other responsible authorities	<ul style="list-style-type: none"> <li>• NWMO would need to work with MSB and other stakeholders (including in a participatory manner to identify and monitor social indicators linked to potential effects of the Project (negative and positive) on vulnerable populations and social programs</li> </ul>

**Option 3: Temporary Accommodations that Could be Converted into Supportive Housing** As outlined in the options presented in the *Housing Needs and Demand Analysis Study* (Keir Corp., 2022c, Section 5.3), The NWMO, in collaboration with the MSB, could create temporary accommodations for workers/contractors as part of the potential 'campus concept' that could ultimately be converted to supportive housing upon completion of the construction phase.<sup>25,26</sup> The possible development of temporary accommodations could help to alleviate competition for scarce available housing and could in the future add to the dearth of available supportive/transitional housing stock.

It is anticipated that development for Option 3 could begin in the near-term pre-construction phase (2023-2032) with work continuing through construction / mid-term (2033-2042) and operations / long-term (2043 and beyond).

Option 3 aligns with MSB Guiding Principle #32:

- #32: "The NWMO, in consultation with the Municipality and other local and regional partners, will prepare a strategy to ensure there are sufficient community services and amenities, including health, child-care, educational and recreational facilities, to accommodate the expected population growth associated with hosting the Project in South Bruce."

For example, to fulfill this Principle with respect to vulnerable populations and social programs, NWMO would work with MSB and Bruce County to plan the design, development and implementation of any potential housing supports.

<sup>25</sup> At this point in time, the potential 'campus concept' is only an option (one of many) presented in the *Workforce Development Study* (Keir Corp., 2022b) and *Housing Demand and Needs Assessment Study* (Keir Corp., 2022c). As such detail concerning the services and infrastructure have not been articulated at this point in the study process.

<sup>26</sup> Based on the analysis in the *Workforce Development Study* (Keir Corp., 2022b) and *Housing Demand and Needs Assessment Study* (Keir Corp., 2022c), there will not be a large influx of non-resident temporary or short-term construction workers, and that those that do come will be able to find accommodations within the local/regional area (see Section 4.2, above).

Table 22: Option 3 - Temporary Accommodations that Could be Converted into Supportive Housing

Factors	Response
Ease of implementation (demonstrated success on other projects, if applicable)/degree of complexity	<ul style="list-style-type: none"> <li>• High degree of complexity</li> </ul>
Degree of effectiveness or conditions for effectiveness as per understanding of community needs and aspiration(s)	<ul style="list-style-type: none"> <li>• As noted in the <i>Housing Needs and Demand Analysis Study</i>: “The accommodation component is flexible. As the first wave of NWMO staff move out of the suites having made decisions on permanent residences, units are freed up for visitors, workers and students. Eventually, depending on the aspirations of MSB, some or all of the suites could be made available to the general public as rental housing, seniors’ accommodation or assisted living quarters</li> <li>• Addresses demonstrated need for additional supportive housing for low income individuals and/or seniors</li> </ul>
Cost (if known)	<ul style="list-style-type: none"> <li>• To be determined</li> </ul>
Ability for NWMO and/or the Municipality of South Bruce to implement vs. need to involve other responsible authorities	<ul style="list-style-type: none"> <li>• As noted in the <i>Housing Needs and Demand Analysis Study</i>: “This is a significant initiative. Decisions need to be made; planning needs to take place; and development needs to be started in the near term to be ready for 2028.”</li> <li>• NWMO would need to work with other responsible authorities – specifically the MSB and Bruce County - in planning and implementation</li> </ul>

**Option 4: Creating a Child Care Centre in Centre of Expertise** The NWMO, potentially in partnership with the Municipality of South Bruce or others, creates a Child Care Centre in the Centre of Expertise that would provide much needed additional child care spaces in the Study Area. To support low income families participating in employment, education and/or skills training opportunities, a percentage of spaces could be set aside for them. The availability of guaranteed child care may provide an incentive for NWMO workers and their families to relocate to the Study Area. Additionally, the NWMO, working with MSB, could look for available local spaces that are appropriate for converting into child care space (i.e., leverage existing space (e.g., churches).

It is anticipated that Option 4 would begin in the near-term pre-construction phase (2023-2032) and continue through construction / mid-term (2033-2042) and operations / long-term (2043 and beyond).

Option 4 aligns with MSB Guiding Principle #32:

- #32: “The NWMO, in consultation with the Municipality and other local and regional partners, will prepare a strategy to ensure there are sufficient community services and amenities, including health, child-care, educational and recreational facilities, to accommodate the expected population growth associated with hosting the Project in South Bruce.”

For example, to fulfill this Principle with respect to vulnerable populations and social programs, NWMO would work with Children’s Services organizations/departments to identify low income individuals who would benefit from child care services.

Table 23: Option 4 - Creating a Child Care Centre in Centre of Expertise

Factors	Response
Ease of implementation (demonstrated success on other projects, if applicable)/degree of complexity	<ul style="list-style-type: none"> <li>• Assuming the NWMO moves forward the creation of a Child Care Centre in the Centre of Expertise, determine how many spaces should be set aside for low income families and the criteria for measuring low income</li> <li>• Identification of opportunities to leverage existing local spaces to be used as child care facilities</li> <li>• Low level of complexity</li> </ul>
Degree of effectiveness or conditions for effectiveness as per understanding of community needs and aspiration(s)	<ul style="list-style-type: none"> <li>• Responds to the shortage in child care spaces in the Study Area and to the need to support low income families so they can explore/accept employment opportunities</li> </ul>
Cost (if known)	<ul style="list-style-type: none"> <li>• To be determined</li> </ul>
Ability for NWMO and/or the Municipality of South Bruce to implement vs. need to involve other responsible authorities	<ul style="list-style-type: none"> <li>• The NWMO and the MSB would need to partner with local child services providers to develop the selection criteria</li> <li>• The new Child Care Centre in the Centre for Expertise could be operated by an existing child care entity, or provide an opportunity for a new business start up</li> </ul>

# 7 Summary

The key findings are as follows:

1. The Study Area is currently experiencing pressure in the areas of housing and service provision (e.g., child care, mental health and addictions) as a result of Bruce Power's MCR Project, the pandemic, and the recent influx of new residents from southern Ontario.
2. The vulnerable populations in the Study Area that were determined to be at greater risk of adverse affects as a result of the Project and that may not benefit equally from the potential possible effects of the Project are:
  - People of low socio-economic status;
  - People experiencing mental health and addictions challenges; and
  - Victims of domestic violence (specifically women and children).
3. The overall change in the projected population resulting from the Project in comparison to the regional baseline population growth is relatively small.
4. There is already an existing large and capable skilled workforce available regionally for the construction and operations phases of the Project (Keir, 2022b). While there may be in-migration of workers during the construction and operations phases of the Project, the overall change in population relative to the regional baseline population is expected to be relatively small.
5. As a result of the influx of people from the Greater Toronto Hamilton Area and other parts of southern Ontario to the area, housing has become largely unaffordable for low wage households, and households dependent on subsidies (Keir, 2022c).
6. Given the overall change in population as a result of the Project is expected to be relatively small, it is not anticipated that the Project would result in a significant increase in pressure on vulnerable populations or on existing social programs and services in the Study Area. However, given the current challenges facing vulnerable populations and social programs, it is possible that the Project could result in some effects, albeit relatively small, on these populations and programs in relation to the current state (e.g., increasing demand on childcare spaces, mental health and addictions services, library services).
7. A number of possible benefits to vulnerable populations and social programs and services resulting from the Project were identified, including increased employment opportunities, increased pool of potential employees, increased municipal tax base and increased funds for social programs, enhanced community sustainability and a more vibrant community (increased multiculturalism and community involvement), decreased child and family services issues as a result of increase employment, increased opportunities for academic and training partnerships, future supportive housing opportunities, and enhanced telecommunications infrastructure.

8. The concerns related to potential effects the Project on vulnerable programs and/or social programs include:
  - Increased cost of living;
  - Increased divide between the 'haves' and have nots';
  - Decreased availability and affordability of housing;
  - Increased need for culturally appropriate services and supports that may not currently exist;
  - Increased competition for employees;
  - Increased pressure on community services and supports that are already operating at or beyond capacity;
  - Increased pressure on social programs and increased costs (e.g., for libraries);
  - Lack of ability to sustain indirect and induced services; and
  - Anxiety about possible Project accidents, malfunctions or environmental contamination for some residents
  
9. NWMO can enhance opportunities or mitigate potential negative effects through a number of options put forward for consideration. The options presented reflect those effects considered most material from a Project commitment perspective. Implementation of the options will require NWMO to partner with MSB and other local/regional organizations. These include:
  - Creating a CSR vulnerable population and social program and service stream to help address some of the current pressures being placed on vulnerable populations and social programs, through activities such as: partnership development with local service providers, donations to NGOs/community organizations, funding programs for NGOs/charitable organizations to enhance supports to vulnerable populations, and scholarships;
  - Creation of a Participatory Social Monitoring Program to identify new and innovative ways to involve key local stakeholders in the process of gathering and analyzing monitoring data;
  - The possible conversion of temporary accommodations for workers to subsidized/transitional housing for vulnerable populations (e.g., low income, seniors); and
  - The creation of a Child Care Centre in the Centre for Expertise, and/or leveraging existing local space for the purposes of child care facilities, with a percentage of spaces set aside for low income families.



## 8 References

- Anania, J., & Florio, M. (2021, December). *Understanding the impacts of covid-related rural population growth*. Rural Ontario Institute. <https://www.ruralontarioinstitute.ca/blog/understanding-the-impacts-of-covid-related-rural-population-growth>
- Bondy, M. & Cole, D.C. (2020). *Striving for Balance and Resilience: Ontario Farmers' Perceptions of Mental Health*.
- Bruce County. (2020). *Bruce County child care and early years service system plan: 2019-2024: Waypoint 2020*. Bruce County. Canadian Journal of Community Mental Health, 39(1):101-118. <https://www.cjcmh.com/doi/pdf/10.7870/cjcmh-2020-007?download=true>
- Bruce County (2019a). *Housing and homelessness plan update (2019-2023)*. Bruce County.
- Bruce County. (2019b). *Bruce County child care and early years service system plan: 2019-2024*. Bruce County
- Bruce Grey Poverty Task Force. (2020). *Impact Report*. Bruce Grey Poverty Task Force.
- Bruce Grey Child and Family Services. (2020). *Emotional Violence*. Bruce Grey Child and Family Services.
- Bruce Power. (2021a). *Sustainability report 2021 (CS210009A R001)*. Bruce power
- Bruce Power. (2021b). *Powering today for tomorrow: 2020 annual report and energy report (CS200313A)*. Bruce Power.
- Bruce Power. (2019). *A guide to Bruce Power (CS160072 R001)*. Bruce Power.
- Bruce Power. (n.d.). *Kincardine/Saugeen Shores: Physician Recruitment Program*. Bruce Power.
- Canadian Index of Wellbeing, University of Waterloo. (2020). *A profile of wellbeing in Perth and Huron Counties: Benchmarking indicators of wellbeing based on the CIW*. Prepared for the Social Research and Prepared for Social Research and Planning Council operated by the United Way Perth Huron.
- Canadian Index of Wellbeing, University of Waterloo. (2019). *CIW Community Wellbeing Survey Results for Bruce and Grey Counties*. South East Grey Community Health Centre and Bruce and Grey Counties.
- Community Connection, 211 Central East Ontario. (2022a). *Bruce & Grey Community Information*. Ontario 211. <https://brucegreycommunityinfo.cioc.ca/>
- Community Connection, 211 Central East Ontario (2020). *Bruce Grey 2019 Snapshot: Poverty and Income Assistance*. Ontario 211.
- Community Connection, 211 Central East Ontario (2020). *Bruce Grey 2019 Snapshot: Mental Health*. Ontario 211.
- Community Connection, 211 Central East Ontario. (2022b). *Huron Perth Community Information Directory*. Ontario 211. <http://www.infoperthhuron.ca/>
- Cunning, S. and Parsons, D. (2020). *Mental Health and Addictions System in Huron Perth: Final Report*.
- Deacon, Leith. (2021). *Rural Response to Covid 19: Mental Health Across Perth-Huron*. [https://perthhuron.unitedway.ca/wp-content/uploads/2021/04/2021-04-23-Response-to-COVID\\_Mental-Health-Across-P-H-FULL-REPORT.pdf](https://perthhuron.unitedway.ca/wp-content/uploads/2021/04/2021-04-23-Response-to-COVID_Mental-Health-Across-P-H-FULL-REPORT.pdf)
- DPRA (October 2021a). *Southwestern Ontario Vulnerable Populations Study Work Plan*. Prepared for the Nuclear Waste Management Organization.

- DPRA (October 2021b). *Southwestern Ontario Social Programs Study Work Plan*. Prepared for the Nuclear Waste Management Organization and the Municipality of South Bruce.
- DPRA (2022). *Local/Regional Education Study: Southwestern Ontario Community Study*. Prepared for the Nuclear Waste Management Organization and the Municipality of South Bruce.
- Grey County (2019a). *Housing and homelessness plan: 5 year Review*. Grey County.
- Grey County. (2019b). *Grey county child care and early years service system plan: 2019-2024*. Grey County.
- Government of Ontario, Ministry of Finance. (2010). Chapter 8 – Social Programs.  
<https://www.fin.gov.on.ca/en/reformcommission/chapters/ch8.html>.
- Govier, A. (2018). *Community Drug and Alcohol Strategy: Strategic Plan (2018-2022)*. Community Drug and Alcohol Strategy.
- Govier, A., Leffley, A., Huffman, S., & Sherazy, L. (2018). *Data report: Exploring patterns of substance use and related harms in Bruce and Grey counties*. Community Drug and Alcohol Strategy.
- Grodzinski, E., & Fast, J. (2021). *Forward together: An integrated approach to mental health and addictions in Huron Perth*. Social Planning and Research Council.
- Heimlich, D. (2021). *APM 2021 DGR Lifecycle Cost Estimate Update Cost Summary Report*. Nuclear Waste Management Organization. [NWMOTR202111-APM-2021-DGR-Lifecycle-Cost-Estimate-Update.ashx](#)
- Huron County. (2021). *Community Safety and Well-Being for Huron County*.  
<https://www.southhuron.ca/en/government/resources/Community-Safety--Well-Being/CSWB-Plan-Huron.pdf>
- Huron County. (2019). *A long-term affordable housing and homelessness plan for the County of Huron (2014-2024): 5 year review (2014-2019)*. Huron County.
- Huron County Social & Property Services. (2018). *2018 Huron County Homeless Enumeration*. Huron County.
- Huron County Social and Property Services, Children's Services. (2019). *Child Care and Early Years Community Plan 2019*. Huron County.
- Huron County Substance Misuse Working Group. (2019). *Huron County Substance Misuse Working Group's Opioid Drug Strategy*.
- Keir Corp. (2022a). *Labour Baseline Study: Southwestern Ontario Community Study*. Prepared for the Nuclear Waste Management Organization.
- Keir Corp. (2022b). *Workforce Development Study: Southwestern Ontario Community Study*. Prepared for the Nuclear Waste Management Organization.
- Keir Corp. (2022c). *Housing Needs and Demand Analysis Study: Southwestern Ontario Community Study*. Prepared for the Nuclear Waste Management Organization and the Municipality of South Bruce.
- Lewis, J. (2021). *Community safety and wellbeing plan for Huron County*. Huron County.
- metroeconomics (2022). *South Bruce and Area Growth Expectations (memorandum)*. Prepared for MDB Insight (now Deloitte LLP) and the Municipality of South Bruce.
- Morrison Hershfield. (2022a). *Local Traffic Study Report –Southwestern Ontario Community Study*. Prepared for the Nuclear Waste Management Organization.

- Morrison Hershfield. (2022b). *Infrastructure Baseline and Feasibility Study – Southwestern Ontario Community Study*. Prepared for the Nuclear Waste Management Organization.
- Naserifard, N., Lee, A., Birch, K., Chiu, A., & Zhang, X. (2021). *Deep Geological Repository Conceptual Design Report Crystalline/Sedimentary Rock*. Nuclear Waste Management Organization.  
<https://www.nwmo.ca/~media/Site/Reports/2021/09/22/18/43/APMREP004400211.ashx?la=en>
- National Collaborating Centre for Determinants of Health. (2022). *Glossary: Vulnerable populations*. National Collaborating Centre for Determinants of Health. <https://nccdh.ca/glossary/entry/vulnerable-populations>
- National Collaborating Centre for Determinants of Health. (2013). *Let's talk: Health equity*. Antigonish, NS: National Collaborating Centre for Determinants of Health, St. Francis Xavier University.
- Nuclear Waste Management Organization. (2021, September). *The NWMO supports Women's House Serving Bruce & Grey*. Nuclear Waste Management Organization. <https://www.nwmo.ca/en/More-information/News-and-Activities/2021/09/09/19/26/The-NWMO-supports-Women-House-Serving-Bruce-Grey>
- Nuclear Waste Management Organization, (October 2021). *Community Studies Planning Assumptions* (Confidential)
- Nuclear Waste Management Organization. (2021). *Guided by science. Grounded in knowledge. Committed to partnership: Annual Report 2020*. Nuclear Waste Management Organization.
- Nuclear Waste Management Organization. (March 2020). *Sponsorships and donations: Local and regional initiatives*. Nuclear Waste Management Organization.
- Nuclear Waste Management Organization. (December 2020). *NWMO Acknowledgement and Community Well-Being funding programs: Summary of Community Use*. Nuclear Waste Management Organization.
- Nuclear Waste Management Organization. (2020). *Resources to support learning and exploring the potential for partnerships: Communities involved in advanced studies*. Nuclear Waste Management Organization.
- Nuclear Waste Management Organization. (2019). *Engaging youth: A report on NWMO youth engagement activities*. Nuclear Waste Management Organization.
- Ontario Ministry of Agriculture, Food and Rural Affairs & Rural Ontario Institute (2021, November). *Workshop breakout room discussion summary: Economic development impacts of the pandemic on Ontario's rural communities*. Rural Ontario Institute.  
<https://www.ruralontarioinstitute.ca/uploads/userfiles/files/Workshop%20Breakout%20Room%20Discussion%20Summary-Economic%20Development%20Impacts%20of%20the%20Pandemic%20on%20Ontarios%20Rural%20Communities.pdf>
- Ontario Agency for Health Protection and Promotion (Public Health Ontario). (2018). *Snapshots: Self-reported alcohol use Snapshot: self-reported heavy drinking rate—age-standardized rate (both sexes) 2015–2016*. Queen's Printer for Ontario.
- Ontario Ministry of Education, Child Care Licensing System. (2019). *Bruce County licensed childcare data profile*. Ontario Ministry of Education.
- Ontario Ministry of Education, Child Care Licensing System. (2019). *Grey County licensed childcare data profile*. Ontario Ministry of Education.
- Ontario Ministry of Health (2020). *Roadmap to wellness: A plan to build Ontario's mental health and addictions system*. Queen's Printer for Ontario.

- Purdon, C. (2018). *Violence Prevention Grey Bruce: Strategic Plan (2018-2021)*. Violence Prevention Grey Bruce.
- Shaw, A. M. (2018). *Committee Report: Results of the Homelessness Enumeration*. Prepared for Warden Halliday and Members of Grey County Council.
- Social Research and Planning Council United Way Perth-Huron. (2021). *Forward Together: An integrated approach to Mental Health and Addictions in Huron Perth*. <https://perthhuron.unitedway.ca/wp-content/uploads/2021/04/Forward-Together.pdf>
- Social Research and Planning Council United Way Perth-Huron. (2019). *How Much is Enough? The Impact of Low Incomes on Households and Communities in Perth and Huron Counties*. <http://perthhuron.unitedway.ca/wp-content/uploads/2019/11/2019-How-Much-is-Enough-Summary.pdf>
- Social Research and Planning Council United Way Perth-Huron. (n.d.). Domestic Violence. <https://perthhuron.unitedway.ca/unignorable-issues/#unignorable-domestic-violence>
- Statistics Canada. (2017). *Census Profile. 2016 Census*. Statistics Canada Catalogue no. 98-316-X2016001. Ottawa. Released November 29, 2017.
- Statistics Canada. (2017). *Housing Indicators (5), Tenure Including Presence of Mortgage Payments and Subsidized Housing (7), Age of Primary Household Maintainer (9), Household Type Including Census Family Structure (9) and Household Size (8) for Owner and Tenant Households With Household Total Income Greater Than Zero in Non-farm, Non-reserve Private Dwellings of Canada, Provinces and Territories, Census Divisions and Census Subdivisions, 2016 Census - 25% Sample Data*. Statistics Canada Catalogue no. 98-400-X2016231. Released November 29, 2017.
- Statistics Canada. (2017). *Family Characteristics of Children (17), Age (4B) and Sex (3) for the Population aged 0 to 14 Years in Private Households of Canada, Provinces and Territories, Census Divisions and Census Subdivisions, 2016 and 2011 Censuses - 100% Data*. Statistics Canada Catalogue no. 98-400-X2016041. Released August 2, 2017.
- Statistics Canada (2017). *Canadian Community Health Survey (CCHS) 2015–16*. Statistics Canada
- Taylor, A. (2021). *Deep Geological Repository Transportation System Conceptual Design Report Crystalline/Sedimentary Rock*. Nuclear Waste Management Organization. [APMREP004400209.ashx \(nwmo.ca\)](https://www.nwmo.ca/APMREP004400209.ashx)
- The Municipalities of Bruce and Grey CSWBP Advisory Committee (2020). *The Municipalities of Bruce and Grey Community Safety and Well-Being Plan*. The Municipalities of Bruce and Grey CSWBP Advisory Committee.
- The Municipalities of Bruce and Grey CSWBP Advisory Committee (2020). *The Municipalities of Bruce and Grey Community Safety and Well-Being Indicator Report*. The Municipalities of Bruce and Grey CSWBP Advisory Committee.
- The Grey Bruce Opioid Working Group. (2020). *The Grey Bruce Opioid Response Plan (2020)*. Community Drug and Alcohol Strategy.
- The Grey Bruce We C.A.R.E. Project. *What is We C.A.R.E.* The Grey Bruce We C.A.R.E. Project. <https://www.wecaregreybruce.ca/index.php>
- Tract Consulting Inc. (July 2022). *Effects on Recreational Resources Study*. Prepared for the Municipality of South Bruce. A Southwestern Ontario Community Study.
- Umbach, J. (2019). *Poverty Task Force: 2018 Annual Progress Report*. Bruce Grey Poverty Task Force.

Violence Prevention Bruce Grey (2020). *Snapshot 2020: Statistics April 1 2019 – March 31 2020*. Violence Prevention Bruce Grey.

WSP. (2021). *Age-friendly community strategy and action plan: Final age-friendly community strategy*. Prepared for Grey County.

# Appendix A.

## List of Socio-Economic Community Studies

## List of Socio-Economic Community Studies

<b>Study Name</b>	<b>Study Proponent</b>	<b>Lead Consultant</b>
<i>Municipality of South Bruce Economic Development Project Effects and Strategy</i>	MSB	MDB Insight (now Deloitte LLP)
<i>Economic Development Study on Youth</i>	MSB	MDB Insight (now Deloitte LLP)
<i>Local Hiring Effects Study &amp; Strategy</i>	MSB	MDB Insight (now Deloitte LLP)
<i>Agriculture Business Impact Study</i>	MSB	MDB Insight (now Deloitte LLP)
<i>Fiscal Impact and Public Finance Study</i>	MSB	Watson & Associates Economists
<i>Tourism Industry Effects Study</i>	MSB	MDB Insight (now Deloitte LLP)
<i>Housing Needs and Demand Analysis Study</i>	NWMO, MSB	Keir Corp.
<i>Labour Baseline Study</i>	NWMO	Keir Corp.
<i>Workforce Development Study</i>	NWMO	Keir Corp.
<i>Regional Economic Development Study</i>	NWMO	Keir Corp.
<i>Effects on Recreational Resources Study</i>	MSB	Tract Consulting
<i>Local/Regional Education Study</i>	NWMO, MSB	DPRA
<i>Land Use Study</i>	NWMO, MSB	DPRA
<i>Social Programs Study</i>	NWMO, MSB	DPRA
<i>Emergency Services Study</i>	NWMO	DPRA
<i>Vulnerable Populations Study</i>	NWMO	DPRA
<i>Community Health Programs and Infrastructure Study</i>	NWMO	DPRA
<i>Aggregate Resources Study</i>	NWMO, MSB	Keir Corp.
<i>Infrastructure Baseline and Feasibility Study</i>	NWMO	Morrison Hershfield
<i>Local Traffic Study</i>	NWMO	Morrison Hershfield
<i>Road Conditions Study</i>	NWMO	Morrison Hershfield



# Appendix B.

Inventory of Knowledge Holders

Interviewed

The table below includes an inventory of Knowledge Holders interviewed in 2021 applicable to the *Vulnerable Populations and Social Programs Studies*. Names and titles have been excluded to respect the privacy of individuals.

## Knowledge Holder Interviews

<b>Date</b>	<b>Knowledge Holder – Organization</b>	<b>Applicable Studies</b>
04-Aug-21	Community Living Kincardine and District	<i>Social Programs Study</i> <i>Vulnerable Populations Study</i>
11-Aug-21	Women’s House Serving Bruce and Grey	<i>Vulnerable Populations Study</i>
12-Aug-21	Bruce County, Human Services and Health Services	<i>Social Programs Study</i> <i>Vulnerable Populations Study</i>
25-Aug-21	Bruce Grey Child & Family Services	<i>Social Programs Study</i> <i>Vulnerable Populations Study</i>
26-Aug-21	Community Living Walkerton & District	<i>Social Programs Study</i>
13-Oct-21	Huron County	<i>Housing Needs and Demand Analysis Study</i> <i>Social Programs Study</i>
04-Nov-21	Grey Bruce Public Health	<i>Vulnerable Populations Study</i>
11-Nov-21	South Bruce Grey Health Centre	<i>Vulnerable Populations Study</i>
11-Nov-21	Bruce County, Long Term Care and Seniors Services	<i>Vulnerable Populations Study</i>
13-Apr-22	Huron Perth Public Health	<i>Social Programs Study</i> <i>Vulnerable Populations Study</i>

